






Art Unit Overview: Year 5 Autumn 1 – Textiles – Ancient Greece

Context: In this unit, you will continue to develop your textiles skills to create a small 3D Greek urn. You will work from photographs and digital images to create a design and will experiment with pleating, sewing and tassels to decorate your urn. You will explore the work of different artists, thinking about what you like or dislike about their work. Once your urn is completed, you will compare your work with others, saying what you think and feel about them before explaining what you would do differently next time.

Key Questions: What were Greek urns used for? What images were used on Greek urns? What techniques will you use to create your urn?

<div></div> <div>Previous steps In Year 3, you experimented with a range of different techniques e.g. printing, dyeing and weaving to create different effects. You developed your stitching, cutting and joining skills as well as applying decoration using beads, buttons and feathers. You researched and discussed patchwork before making a class patchwork quilt.</div>		<div></div> <div>Current steps in learning You will continue to improve your textile skills by developing your own design working from photographs and images that you have found. You will create a 3D object and use your experimentation with weaving, plaiting, sewing, tassels and overlapping different media to decorate it. You will investigate how to create interesting colours, textures and effects that can be used in your design.</div>		<div></div> <div>Next steps: In secondary school you will continue to develop your textile skills. You will develop your hand sewing techniques and learn how to use a sewing machine. You will develop your understanding of pattern and decorative techniques and investigate a range of fabrics and sewing techniques.</div>	
Artists to research, compare & evaluate		Exploring, developing & evaluating work		Diagrams & resources	
Jessica Dance Lucy Sparrow		<div>Generate Ideas - Make and record first hand observations, research, experiences and ideas from your imagination - Research and discuss the ideas and approaches of artists, craftspeople and designers working in different cultures and with different intents - Question and make thoughtful observations about starting points and select ideas to use in your work</div> <div>Evaluate - Compare ideas, methods and approaches in your own and others' work and say what you think and feel about them - Regularly analyse and adapt your work according to your views and describe how you might develop it further - Annotate work in sketchbook</div>		Information on different artists and techniques www.tate.org.uk/kids	
Vocabulary				<div></div> <div>Jessica Dance</div>	
urn	pleating			<div></div> <div>Lucy Sparrow</div>	
tassels	weaving				
media	plaiting				
texture	overlap				
analyse	evaluate				
Assessment		T	P		
Develop a design for urn from research					
Create 3D urn using a range of sewing techniques					
Compare ideas and prints with others and explain what you like and how it could be improved					