

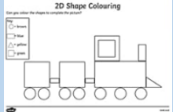




Dear Parents and Children,

We know how much you love and value learning so we want to keep your minds as busy as possible while you remain at home. The learning activities have been carefully selected by your teacher to enable you to practise and improve skills you have been taught in your lessons this year.

Here is your first weekly timetable with some suggested activities and timings. We know you will work hard, challenge yourself and be the very best you can be!

23 <sup>rd</sup> – 27 <sup>th</sup> March	Morning			Afternoon
				Each afternoon, please select one of the following challenges to enjoy.
	Maths	Reading	Writing/Handwriting	Other challenges
Suggested Timings	At least 20 minutes	At least 20 minutes	At least 20 minutes	Theme of the week: <b>Pirate Adventures</b>
<b>Monday</b>	<b>Shape hunt!</b>  Look out for my message with instructions.	Use your sheet that looks like this.  Can you point to and say all the sounds? Can you think of two words that begin with each sound? <b>Challenge- can you write a word beginning with each sound in your writing book?</b>	Use your laminated letter formation sheet and whiteboard pen to practice writing your sounds. Remember to start your letters where the little red dot is and follow the arrow so you go the right way round!	1) Research famous pirates here <a href="https://www.twinkl.co.uk/resource/t-t-5296-famous-pirates-powerpoint">https://www.twinkl.co.uk/resource/t-t-5296-famous-pirates-powerpoint</a> . Draw a picture of them in your drawing book and write one fact about them. 2) Draw or paint a picture of what might be under the sea beneath the Pirates as they sleep! 3) Create your own pirate ship using junk modelling or recycled materials. 4) Draw yourself as a pirate. What would you need? Think about a hat, a hook, a map. Is there anything else a pirate would need? Can you label all the pirate equipment, using your sounds to spell the words?
<b>Tuesday</b>	Colour by shape sheet. 	Read one of your phonics home readers that look like this.  Can you find 3 words from your story and use your sounds to spell them in your writing book?	Watch 'Five Minutes to Bed' here: <a href="https://www.youtube.com/watch?v=BI5EKP1y4Ic">https://www.youtube.com/watch?v=BI5EKP1y4Ic</a> Tell someone from your family which of the pirate jobs looked most fun!	5) Learn the song: <a href="https://www.youtube.com/watch?v=qAngsMJD3I">https://www.youtube.com/watch?v=qAngsMJD3I</a> Can you make up a dance to the song together?
<b>Wednesday</b>	Counting practice. Look out for my message with instructions.	Read the same book as yesterday. Today, see if you can read some of the words without sounding them out. Discuss the questions at the back of the book with someone at home. (No need to write your answers down).	Writing – today we'll be drawing a picture and writing a sentence or labels based on the story 'Five Minutes to Bed'. Look out for my message with instructions.	6) Pirates stole gold and treasure, but treasure is different for everyone. What is your most treasured possession? Can you draw it and write a sentence telling me why you love it so much?
<b>Thursday</b>	Ordering numbers to 20 practice. Look out for my message with instructions.	Choose a book on bug club to read. Tell someone in your family what happened in the story.	Writing- today we'll be drawing and writing about pirate ships. Look out for my message with instructions.	7) Can you create your own treasure hunt in your home or garden? Ask someone from your family to hide 10 toys and then give you clues on where to find them. After the hunt can you draw a map showing where each of the toys were hiding?

<p><b>Friday</b></p>	<p>Shape sandwiches!</p>  <p>Look out for my message with instructions.</p>	<p>Username: <b>march20</b> Password: <b>home</b></p> <p>Play a phonics game on <a href="http://newphonicsplay.com">newphonicsplay.com</a></p> <p>'Buried Treasure' is a good one!  <a href="https://new.phonicsplay.co.uk/resources/phase/2/buried-treasure">https://new.phonicsplay.co.uk/resources/phase/2/buried-treasure</a></p>	<p>Use your laminated letter formation sheet and whiteboard pen to practice writing your sounds. Remember to start your letters where the little red dot is and follow the arrow so you go the right way round! Practice writing your name in your best handwriting. Can you learn to write your full name (First and Surname) today?</p>	<p>8) Imagine you are the captain of your very own pirate ship. Can you draw or paint your own pirate flag design?</p> <p>9) Would you be any good at walking the plank? Use tape or string to make a line along your floor. Can you walk along it by putting one foot in front of the other and without letting either foot fall off the edge of the line?</p> <p>10) Fill your bath or sink with water. Use old coins, shiny stones, shells or anything that could be treasure. Does your treasure float or sink? Using just a spoon and one hand, can you collect all the treasure into a pot or bucket? How many pieces of treasure do you have?</p> <p><b>Enjoy a book you have chosen!</b></p>
----------------------	--	---	---	--

**What you can expect with us?**

- Each Monday, we will send you one of these timetables, which links to the resources in the pack you have received.
- Every weekday, class teachers will send two messages with reminders and updates about your daily learning.
- To keep you motivated, we will also send individual messages to celebrate effort and achievements we have seen on IXL, Bug Club and Oddizzi.

**What we expect of you**

- The same incredible level of effort and engagement with learning that we see at school.
- The learning set out above to be completed on the suggested day, sticking to approximate timings. (Of course, we know many of you will go far beyond this!)
- Presentation to be proud of – books cared for like in school and resources well looked after.

When we return to school, we are really looking forward to sharing and celebrating your achievements and creativity with your classmates.