



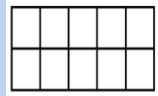


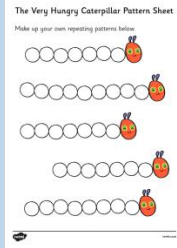
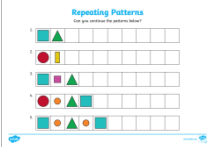



Dear Parents and Children,

We know how much you love and value learning so we want to keep your minds as busy as possible while you remain at home. The learning activities have been carefully selected by your teacher to enable you to practise and improve skills you have been taught in your lessons this year.

Here is your updated weekly timetable with some suggested activities and timings. We know you will work hard, challenge yourself and be the very best you can be!

30 th March- 3 rd April	Morning			Afternoon
	Maths	Reading	Writing/Handwriting	Other challenges
Suggested Timings	At least 15 minutes	At least 15 minutes	At least 20 minutes	Each afternoon, please select one of the following challenges to enjoy.
Monday	<p>Can you spot repeated patterns in your home? The wardrobe or sock drawer might be a good place to start! Then draw and label all the patterns you found e.g. red stripe, white stripe, in your drawing book.</p> 	<p>Use your green words booklet that looks like this. Yours may look slightly different if you are already working on Set 2 sounds. Can you point to and say all the sounds on each page and then read all the green words on each page too? This can now be something you do every day as part of your morning routine.</p> 	<p>Our focussed story this week is going to be 'Zog' by Julia Donaldson. Watch it together here: https://www.bbc.co.uk/iplayer/episode/b0bwdw8y/zog</p> <p>In your writing book, draw a picture of Zog. Can you write a character description of him? Think about what he looks like, what he likes to do, and what kind of dragon he is. E.g. "Zog is orange. He has wings and he breathes fire. He likes to get gold stars and work hard!" What sentences can you come up with? Remember to use your sound mat to help you.</p>	<p>Theme of the week: Dragons</p> <ol style="list-style-type: none"> 1) Draw or paint a picture of your own imaginary dragon. Think about details like scales, horns, wings and tail shape. Can you write a character description of this dragon, like you did for Zog? 2) Can you make a paper dragon puppet?  <p>Here's a tutorial video that might help. https://www.youtube.com/watch?v=Gbo7MUdpuOA</p>
Tuesday	<p>Use your counters to make your own repeated patterns today. Start with 2 colours, then once confident move onto 3 or 4. Draw and label the patterns you made. Can you use other objects to make a pattern e.g. toy car, lego brick.....</p> 	<p>Warm up your reading brains by doing your green words booklet as you did yesterday.</p> <p>Now choose a book on 'Bug Club' to read. Tell someone in your family what happened in the story.</p>	<p>In the story Zog, the princess and the knight both want to be doctors. Doctors all over the world are working so hard at the moment. Can you write them a thank you card? Perhaps you could also decorate the front of your card too.</p>	<ol style="list-style-type: none"> 3) We know you must be missing your friends. Can you write them a letter? If you have a postbox near you that you can safely walk to, why not arrange to post it. Tell them all about your time home learning so far. 4) Learn the song, 'Dragon on the Doorstep' <p>https://www.youtube.com/watch?v=arCiAbqpgdo</p>
Wednesday	<p>Use your counters and 10-frame to practise counting in the same two ways as last Wednesday. I'll send a message with a reminder of ways to support your child if they seem to be finding it tricky. I'll also send another counting game on Marvellous Me so watch out for this.</p> 	<p>Today, choose one of your paper phonics booklets that looks like this.</p> <p>If you are in Miss Ponting's phonics group, choose one of your paper sheet ditties. Practise the sounds and words at the front of the book/sheet and then read the whole story.</p> 	<p>Use your laminated letter formation sheet and whiteboard pen to practice writing your sounds.</p> <p>Remember to start your letters where the little dot is and follow the arrow so you go the right way round!</p> <p>Choose two of the sounds that you sometimes find tricky. Can you think of</p> 	<ol style="list-style-type: none"> 5) Can you draw a story map showing which animal was hiding in each room? 6) Red word hunt! Use small squares of paper to hide the common red words around the house for your child. How many of each word can they find and read to you? <p>Can you use junk or recycled items from your home to make a castle? Don't forget to add a dungeon to keep all your</p>

		Can you draw a story map showing what happened in your story today?	three words beginning with this sound and write them out, being careful to form all the sounds correctly.	dragons in too!
Thursday	Use your cards to practise recognising and ordering numbers to 20. If this was tricky for your child last week, begin with ordering to 10 and build up slowly day by day as they gain confidence. For those looking to extend the learning, I will send a message with suggestions on how to do this, via Marvellous Me. <div style="display: flex; flex-wrap: wrap; justify-content: space-around; margin-top: 10px;"> <div style="border: 1px solid black; padding: 5px; margin: 5px;">4</div> <div style="border: 1px solid black; padding: 5px; margin: 5px;">5</div> <div style="border: 1px solid black; padding: 5px; margin: 5px;">6</div> <div style="border: 1px solid black; padding: 5px; margin: 5px;">7</div> </div>	Warm up your reading brains by doing your green words booklet as you did on Monday and Tuesday. Now re-read the phonics book from yesterday. Try to read some words without sounding them out, or focus on getting confident with the words you found tricky yesterday.	What is your favourite story ever? Can you draw me a story map showing what happens in each part of the story? Once that's finished, can you label your story map with key words or write sentences describing what happens in each part of the story? Watch out for my Marvellous Me message where I'll send you my story map of my favourite story, to help give you some ideas.	7) Have your own indoor bowling tournament. Use any bottles or tubes e.g. shampoo bottles, cleaning spray bottles etc. to make pins. Each time you knock some down, count how many and add it to your total. This is great for practising addition skills, which we'll go onto next week in maths. 8) Materials hunt. Can you find 5 objects made of metal, 5 made of wood, 5 made of plastic and 5 made of fabric in your home? Can you draw and label them in your drawing book? How are they different from each other? How they feel? How they can move? What jobs they are used for?
Friday	Repeated patterns worksheets. Caterpillar pattern sheet and shape patterns worksheet from your pack.   Can you complete and create your own patterns on the sheets?	Username: march20 Password: home Play a phonics game on newphonicsplay.co.uk 'Dragons Den' is a good one- read the words and then give the real words to the green dragon, and the made up words to the red dragon. Phase2 level, or phase 3 if you are in Miss Balvinder's phonics group. https://new.phonicsplay.co.uk/resources/phase/2/dragons-den	Red word spelling! Let's work on those tricky words that we can't use our phonics to read! The most common (in the order we learn them) are here. I will message this document too. Which of these can your child read? If they can read them, they are ready to learn to spell them. Take each word they can read, look at the letters then cover them up. Can you child remember how each red word is spelt? 	9) Here's a little science experiment you can do with things from the home. It looks so much fun! https://www.rigb.org/families/experimental/musical-coat-hangers

Enjoy a book you have chosen!

What you can expect with us?

- Each Monday, we will send you one of these timetables, which links to the resources in the pack you have received.
- Every weekday, class teachers will send two messages with reminders and updates about your daily learning.
- To keep you motivated, we will also send individual messages to celebrate effort and achievements we have seen on IXL, Bug Club and Oddizzi.

What we expect of you

- The same incredible level of effort and engagement with learning that we see at school.
- The learning set out above to be completed on the suggested day, sticking to approximate timings. (Of course, we know many of you will go far beyond this!)
- Presentation to be proud of – books cared for like in school and resources well looked after.

When we return to school, we are really looking forward to sharing and celebrating your achievements and creativity with your classmates.