







Dear Parents and Children,

Here is your new weekly home learning timetable. We hope it helps you get back into the routine and excited to get stuck in with your learning after the break. Take a look at the creative afternoon activities we have suggested - we are really looking forward to seeing what you share with us on Seesaw. This week, you will also be able to see what your classmates are sharing – see if you can inspire someone with what you share, or be inspired by a friend. Good luck!

20 <sup>th</sup> -24 <sup>th</sup> April	Morning			Afternoon Each afternoon, please select one of the following challenges to enjoy.				
	Maths	Reading	Writing	Other challenges				
Timings	At least 15 minutes	At least 15 minutes	At least 20 minutes	Text theme of the week: Beegu				
Monday	<p>Warm up- the song 5 Currant Buns. Try to remember our actions!  <a href="https://www.youtube.com/watch?v=-mi79hRcSXI">https://www.youtube.com/watch?v=-mi79hRcSXI</a>            Today we're going to practise counting two sets of objects and then finding the total amount. This is the beginning of addition. You will use your counters and your 10-frame. Your adult will give you two groups of different coloured counters. You will count how many of each colour and find the total amount. Look out for instructions on Marvellous Me.</p>	<p>It's time to practice your green words again, using your green words booklet. Today I would like you to find something in your house that will help you point to the sounds, maybe the other end of a teaspoon or even just a pencil. Then choose a book on Bug Club to read. Tell someone in your family who your favourite character was and why. Please tell them using full sentences. "My favourite character is _____ because _____."</p>	<p>Our focussed story this week is going to be 'Beegu' by Alexis Deacon. Watch it together.            Before you watch the whole clip, stop the video at 1.20 and tell someone in your family what you think might happen next. Please use full sentences: <a href="https://www.youtube.com/watch?v=OaX_zGZO0Y8">https://www.youtube.com/watch?v=OaX_zGZO0Y8</a>            Tell someone in your family how you think Beegu is feeling at the start of the story and the end of the story. Again, try and tell the person using full sentences, e.g. "At the beginning of the story I think Beegu is feeling _____ because _____"</p>	<p>1. Make some playdough with an adult in your house. Follow the instructions in this video. All you need is flour and water and salt! If you have yellow food colouring that's a bonus!  <a href="https://www.youtube.com/watch?v=jv73CEy1jg">https://www.youtube.com/watch?v=jv73CEy1jg</a>              2. Using your playdough make Beegu. If you have extra playdough you can design and make a friend for him. If you have any old buttons or pipe cleaners at home you should add them into your creation.            3. Create your own spaceship/UFO for Beegu to use to get home, using junk modelling or recycled materials. TIm foil might add some sparkle to your spaceship/UFO look.</p>				
Tuesday	<p>Today, we're going to continue with addition. You will use your counters and 10-frame to practice counting and adding two sets and then recording what you have done in a number sentence e.g. 5+5=10. Look out for instructions on Marvellous Me.</p>	<p>Choose one of your phonics home readers to read today. It will have a logo that looks like this.              Can you tell a member of your family what happened at the beginning, middle and end of the story? Like yesterday can you please tell them using full sentences.</p>	<p>Using the Beegu story from yesterday you are going to try and make a Story Map! Your story map needs to show what happens in each part of the story. There should be around 8 or 9 main parts of the story.            Challenge: Can you label your story map with key words or write sentences describing what happens in each part of the story?</p>	<p>4. Beegu and his family are from SPACE. Can you remember our solar system song?  <a href="https://www.youtube.com/watch?v=BZ-qLUij_A0">https://www.youtube.com/watch?v=BZ-qLUij_A0</a>            When listening to the song, try and remember which planet comes next.            5. Can you please write a kind message to Beegu? You might want to design it like a postcard and tell her about where you live.            6. I wonder if Beegu saw any Astronauts when she was up in Space? Read the poem "Five Little Astronauts" 'with an adult in your house.  <a href="https://www.pinterest.nz/pin/23221754312606150/">https://www.pinterest.nz/pin/23221754312606150/</a> Can you please make up actions to each line of the poem? This will help you memorise it!</p>				
Wednes day	<p>Today you are going practise addition while pretending to have a picnic. Set up a picnic on the floor with plates and pretend food. Shuffle your number cards and put them face</p> <table border="1" data-bbox="568 1422 663 1573"> <tr> <td>4</td> <td>5</td> </tr> <tr> <td>6</td> <td>7</td> </tr> </table>	4	5	6	7	<p>Today you will be playing a red word game using one of books on 'Bug Club'. Read through the book with a member of your family. Then lay out your red words on the floor facing upwards. Read through your</p>	<p>Draw a big thinking bubble in your book.            Write down what you think Beegu is thinking in the two pictures below. Try to include two or three red words in your writing.            Stop the video at 1.30 and 2.26 to</p>	<p>7. With a family member please explore a few stories on the Storylineonline web site. I'm sure</p>
4	5							
6	7							

	<p>down on the floor. Flip over a card. Whichever number is shown, is how many characters (toys) you can bring to the picnic. Count them out carefully. Now flip over another card. Again, whichever number is shown, is how many more characters (toys) you can add to your picnic. How many toys are at your picnic in total? Can you draw it and write the number sentence underneath? Can you keep going until you pick two number cards that add up to exactly 15 characters altogether?</p>	<p>book again trying to spot as many red words as you can. When you spot them pile them up beside you. How many did you spot? Challenge: Practise spelling the red words you found in your story. Try tracing over the word with your finger and saying the word while you are doing this. Then you can try and write down the red word on a piece of paper.</p>	 <p>have a better look at the pictures.</p>	<p>you will recognise some of the stories! Try to look for stories that are suggested for grade levels K - 1<sup>st</sup>.  <a href="https://www.storylineonline.net/library/">https://www.storylineonline.net/library/</a></p> <p><b>8.</b> Design and draw or paint an alien friend for Beegu. You are all amazing at designing aliens-remember when we made them with clay in class? Your alien can be anything- purple with 4 eyes and one big tooth- it's up to you, use your imagination! Once you have finished drawing your alien can you please label the different parts of your character, e.g red fluffy hair, purple skin, one big tooth with arrows to your drawing.</p>
<p><b>Thursday</b></p>	<p>Today you will be using clothing pegs and a coat hanger to add two numbers and find the total amount. You will need 20 pegs and a coat hanger and if you have time use paper to make add an + number to your coat hanger. Shuffle your numbers cards and set them out face down like you did yesterday. Turn over two cards at a time- on one side clip on the first number of pegs, on the other clip on the second number of pegs. How many altogether?</p> 	<p>Today you will be practising some 'familiar' words. These are words we come across in every day life, especially at school. Begin by singing the days of the week song and months of the year song that we sing at school. Then, let's read them! If you have a calendar or diary you can use that, or if not then an adult will need to write down the spellings for the days of the week and months on separate cards. Say the months of the year again but this time try and match them to the words. Do the same again for the days of the week. What clues can you use (i.e. the sounds at the beginning of the words) to help you work out which is which?</p>	<p>Using a dinner plate or tray with flour evenly sprinkled use a paintbrush or your finger to practice your letter formation referring to your laminated letter formation sheet. Try your best to start where you think the red dot should be in the flour.</p> 	<p><b>9.</b> Throwing practice! Setup: You will need two socks rolled up like this,   and a piece of junk modelling for a target. This could be a milk bottle (place this upside down) or a cereal box (which could be placed on its side) .You will need to put the target somewhere in your house maybe in your hallway or outside. Start by standing about 1 meter away (your adult can help you with this) then throw your socks <u>underarm</u> and try and knock the target over. Then take one step backwards and see if you can get it from there. Keep stepping backwards each turn. How many steps backwards can you take and still knock over the target? NOW start from the beginning but this time throwing <u>overarm</u>. Are you better at hitting the target overarm or underarm?</p>
<p><b>Friday</b></p>	<p>Click and listen to the story "When A Dragon Moves In"  <a href="https://www.storylineonline.net/books/when-a-dragon-moves-in/">https://www.storylineonline.net/books/when-a-dragon-moves-in/</a> Design a sandcastle for a dragon to live in using; 3 circles, 1 rectangle, 4 triangles, 2 squares. You might want to trace around the bottom of objects in your house to make these shapes.</p>	<p>Username: <b>march20</b> Password: <b>home</b></p> <p>Play a phonics game on <a href="http://newphonicsplay.com">newphonicsplay.com</a> I really like the game Picnic on Pluto .Make sure you feed the real words to Bob and the pretend words to Oob.  <a href="https://new.phonicsplay.co.uk/resources/phase/2/picnic-on-pluto">https://new.phonicsplay.co.uk/resources/phase/2/picnic-on-pluto</a></p>	<p>Imagine how Beegu's mum is feeling when Beegu lands on Earth. Can you help beegus mum try and find Beegu? Can you please make a missing person poster? Please include; A drawing of Beegu, her name, age and a description of her. E.g. I am looking for Beegu. She is yellow with big ears.</p>	<p><b>10.</b> If Beegu really wanted to see up into space she should have made a telescope. A telescope is what people use to help them see the stars and planets more clearly from Earth. Can you make a telescope?</p> 