


















Dear Parents and Children,

We know how much you love and value learning so we want to keep your minds as busy as possible while you remain at home. The learning activities have been carefully selected by your teacher to enable you to practise and improve skills you have been taught in your lessons this year.

Here is your updated weekly timetable with some suggested activities and timings. We know you will work hard, challenge yourself and be the very best you can be!

18 th -22 nd May	Morning			Afternoon
				Each afternoon, please select one of the optional challenges to enjoy.
Timings	Maths	Reading	Writing	Other challenges
Monday	<p>At least 15 minutes</p> <p>This week in maths we'll practise our skills in sharing objects equally. Please watch this video showing how to share objects into equal groups. https://www.thenational.academy/reception/maths/understanding-the-concept-of-equal-groups-reception-wk2-1#slide-2 Now have a go at exploring the concept of equal groups with objects at home. Adults, take a group of 20 objects (blocks or counters is fine, but anything works). Ask your child to close their eyes and whilst closed, split the objects into either 2 equal groups, or 2 unequal groups. Ask them to open their eyes and ask 'equal or unequal?' Ask your child to make an estimate based on what they can see (without counting), as often it is clear when groups are unequal. Then, ask them to check by counting each group to find out, and practise using the language of equal and unequal to describe the groups.</p>	<p>At least 15 minutes</p> <p>Each day, we'd now like you to login and participate in the Read Write Inc online lessons. You will find them here: https://www.ruthmiskin.com/en/find-out-more/help-during-school-closure/ Click through to the Youtube channel. Miss Ponting's and Miss Elezi's groups should do Set 1 videos – there are 3 each day (9:30am)- please aim for at least 2 of the 3 each day. Miss Balvinder's group should do Set 2 videos- there are 2 each day (10am)- please aim to do both. For the rest of this week, in addition to the daily online reading lesson, we are going to focus on some comprehension skills. Working on comprehension skills is important to support and develop a love of reading. Sometimes in Reception we have to focus so hard on 'decoding' the words, that the meaning gets lost. This week, you will listen to some stories online and focus on what you understand from those stories, instead of focusing on reading the words.</p>	<p>At least 20 minutes</p> <p>This week, I will be reading you a story, Splash, Anna Hibiscus! Look out for the video which will be up on Seesaw today. In this story, Anna Hibiscus encourages her whole family to splash in the sea! Can you imagine in your head a time when you can see your whole family again for a day at the seaside? Can you draw a picture of what this would look like, including all your family members? Can you label each person so I know who they are?</p> 	<p>Theme: The seaside!</p> <p>1. Can you learn this traditional seaside song? https://www.youtube.com/watch?v=kcHyyuGjuk0&list=RDkcHyyuGjuk0&start_radio=1</p> <p>2. On Bug Club, I have allocated lots of different stories about being at the seaside. Some of them are too tricky to read by yourself, so press the 'read to me' button on each page.</p>  <p>3. Can you make some foil fish to get your home feeling seaside-y? Cut out card into fish shapes, cover with foil then use pens to decorate.</p> 
Tuesday	<p>Today, you'll continue to explore sharing objects into equal groups. Please watch and join in with this video recapping what sharing equally and unequally looks like. https://www.thenational.academy/reception/maths/sharing-objects-into-equal-groups-reception-wk2-2#slide-2 Can you practise sharing a group of 12 objects at home between you and your teddy. Use the one for me, one for you method as you are sharing, and check</p>	<p>Login to Youtube and please complete your online Read Write Inc phonics lesson (link above). Comprehension - Please listen to the text 'Festivals' on your Bug Club Library. You need to press 'read to me' on every page. Don't worry about reading it yourself, just listen and try to understand what</p> 	<p>Imagine that we are all going on a trip to the seaside! What do you need to pack? Can you draw your rucksack with all of the items you would take with you? Think about what you'll wear when you get to the beach, what you'll play with, and what you'll eat too. Then write a label for each item.</p>	<p>4. Can you use junk or recycled materials to make a boat that actually floats? Fill your sink up with water</p> 

	<p>they are equal groups at the end. How many objects did you and your teddy get each? Now try with 20 objects. How many did you and teddy get each?</p>	<p>the book is telling you. Now, discuss these questions together. From what you read about festivals, what is the same about all of them? What can be different about all of them? Do any of the festivals in the book remind you of something you have done or somewhere you have been in your life?</p>		<p>(and blue paint to turn it into the sea!) and test your creation!! Which materials could you use, and which would get soggy?</p> <p>5. Bring the beach to your house with this indoor beach game. You'll need a large beach towel (or any towel will do) and a ball of any kind. Hold either end of the towel and move it up and down bouncing the ball. How high can you bounce it? How many times can you bounce it up before it falling to the ground?</p>
<p>Wednes day</p>	<p>Today, you'll explore which totals can be shared into equal groups and which can't.</p> <p>https://www.thenational.academy/reception/maths/investigating-what-can-be-shared-into-equal-groups-and-what-happens-when-things-cant-reception-wk2-5#slide-2</p> <p>https://pbskids.org/curiousgeorge/busyday/dogs/ - Now practise sharing objects into equal groups using this online game.</p>	<p>Login to Youtube and please complete your online Read Write Inc phonics lesson (link above).</p> <p>Comprehension -</p>  <p>Please listen to the text 'Welcome to the Circus' on your Bug Club Library. You need to press 'read to me' on every page. Don't worry about reading it yourself, just listen and try to understand what the book is telling you. Now, discuss these questions together. What is a circus? What do you think a circus would be like? Think about the sounds and atmosphere- how would it feel? What kind of person do you think a trapeze artist would have to be and why?</p>	<p>After reading 'Welcome to the Circus', can you design your own poster advertising a circus coming to our area? It would be a poster to put up on walls and bus stops to encourage people to come. What would it need to include to make people feel like they wanted to go? What information would need to be written on there?</p>	 <p>6. Can you make a seaside diorama using objects from around the home?</p>
<p>Thursd ay</p>	 <p>Today, can you set up a sharing zoo? Small dishes or bottle tops can be used to represent each animal's food bowl. Can you investigate:</p> <ol style="list-style-type: none"> 1. How many pieces of pasta each animal gets when 12 pastas are shared equally between 4 animals. 2. How many pieces of pasta each animal gets when 9 pastas are shared equally between 3 animals? 3. How many pieces of pasta each 	<p>Login to Youtube and please complete your online Read Write Inc phonics lesson (link above).</p> <p>Comprehension -</p>  <p>Please listen to the text 'All About Mummies' on your Bug Club library. You need to press 'read to me' on every page. Don't worry about reading it yourself, just listen and try to understand what the book is telling you. Now, discuss these questions together. What kind of clothes would you need to wear in Egypt? Why do you think that and where in the book gives a clue about this? What kind of people had gold coffins? Where in the book did you learn information about this?</p>	<p>Can you set up a seaside shop to roleplay in your house today? Will your shop sell icecream? Beach toys? Suncream? Fish and chips? Write some signs and price lists for your shop and enjoy playing shopkeeper.</p>  	 <p>7. Can you make your very own 'adding machine' using old boxes and tubes?</p>  <p>8. Can you learn to tie your own shoelaces this week! Thanks Lilli for the brilliant idea! If you don't have shoelaces but still struggle with your own socks or with the zip on your coat- try with those</p>

	<p>animal gets when 20 pieces of pasta are shared between 5 animals?</p> <p>Can you draw pictures to represent each of these sharing maths scenarios?</p>			<p>challenges and get yourself Year 1 ready!</p> <p>9. If you would like to discuss emotions with your child at this time, or in anticipation of returning to school, this is a wonderful book to aid with that. https://www.youtube.com/watch?v=W6wIEp-M4tg Can you draw a colour monster to show how you are feeling today?</p>
<p>Friday</p>	<p>On your walk today, can you find a field with lots of daisies? Now, sit down and pick a daisy. Have a look at the tiny little white petals on the daisy. Do you think you will be able to share those petals out equally, or will it be unequal? Use the one for you, one for me method to pick the petals off one by one and share them out between you and one other person. After all the petals have been given out, each person needs to count their total and work out if it was equal or unequal sharing? Repeat as many times as you enjoy!</p> 	<p>Login to Youtube and please complete your online Read Write Inc phonics lesson (link above).</p> <p>Comprehension - Please listen to two stories today- Pete's Peculiar Pet shop and The Penguins of Madagascar. Don't worry about reading it yourself, just listen and try to understand what the books are telling you. Which story do you prefer? Why? Can you give 3 reasons?</p> <div data-bbox="779 539 1243 694">  <p>Pete's Peculiar Pet Shop: Just the Job by Sheila May Bird, illustrated by Jim Field</p> <p>Pete wants a job, but unfortunately everything doorstep looking for a home, Pete lets them in. Pete has so many animals he is able to open a f</p> <p>Buy Print</p> <p>Linked resources: Guided Reading Notes PCM Genre: Fiction</p> </div> <div data-bbox="779 715 1243 837">  <p>The Penguins of Madagascar: Good Deed Day by Deborah Nash</p> <p>It is Good Deed Day and the penguins decide to help the c are worn out from being so helpful!</p> <p>Buy Print</p> <p>Linked resources: Guided Reading Notes PCM</p> </div>	<p>After last week's fun spot the difference game (with some writing thrown in!), I thought we'd do another one this week. Up on Seesaw today there will be a spot the difference game. Can you spot all the differences and then write 2 or 3 sentences explaining what some of those differences were?</p> 	<p>10. Set up buckets and tubs of water, get on your swimming suits and pretend you are on the beach! Eat icecreams, splash and play, build sand (or mud!) castles, using bowls and cups if you don't have a bucket. Then write me a postcard to tell me about your day at the seaside!</p> 