

Dear Parents and Children,

Here is your sixth weekly timetable with some suggested activities and timings. We know you will work hard, challenge yourself and be the very best you can be! Also, remember to use the online platforms! We cannot wait to see what you share on Seesaw!

4th May - 8th May	Morning			Afternoon
	Maths	Reading	SPaG	Other challenges!
Timings	At least 30 minutes	At least 30 minutes		Theme: Anglo- Saxons After the Romans there were the Anglo-Saxons - learn more about them in this week's afternoon activities!
Monday	White Rose Home Learning Week 2 Lesson 1 - Fractions on a number line https://whiterosemaths.com/homelearning/year-3/ CGP Mental Maths Exercise 21	Comprehension - Globe Challenge: Buried Treasure Pages 2-7 (access through bug club) Complete 8 questions sent with MME message.	CGP Grammar Pages 64 and 65 In your blue Handwriting books practice Monday's spellings.	1) Go to the Anglo-Saxons BBC bitesize page and watch the videos, complete the activities and read all about the Anglo-Saxons! https://www.bbc.co.uk/bitesize/topics/zxsbc dm 2) The Anglo-Saxons had their own language - can you write a letter to a friend using Anglo-Saxons Runes? (Alphabet below) http://www.earlybritishkingdoms.com/kids/runes.html 3) Complete the activity on seesaw - Anglo-Saxon settlements 4) Complete the activity on seesaw - Medieval madness 5) Go onto Curriculum Vision and read 'Anglo-Saxons: Raiders and Settlers - Create a fact file about the Anglo-Saxons. 6) Use the Curriculum Vision book pages 20-21 to design your own Anglo-Saxon helmet - picture below. 7) Imagine you are a time traveller and you go back in time to the Anglo-Saxon times - write a story about your trip in your writing book - or draw your journey back in time in your sketch book. 8) Go to this website and complete any of the activities it suggests - such as building your own Anglo-Saxon village or weave a Anglo-Saxon scarf. http://www.topteachingideas.com/Anglo-Saxon-theme.html
Tuesday	White Rose Home Learning Week 2 Lesson 2 - Fractions of a set object (1) https://whiterosemaths.com/homelearning/year-3/ CGP Mental Maths Exercise 22	Comprehension - Globe Challenge: Buried Treasure Pages 8-13 (access through bug club) Complete 8 questions sent with MME message.	CGP Grammar Pages 66 and 67 In your blue Handwriting books practice Tuesday's spellings.	
Wednesday	White Rose Home Learning Week 2 Lesson 3 - Fractions of a set object (2) https://whiterosemaths.com/homelearning/year-3/ CGP Mental Maths Exercise 23	Comprehension - Globe Challenge: Buried Treasure Pages 14-19 (access through bug club) Complete 8 questions sent with MME message.	CGP Grammar Pages 68 and 69 In your blue Handwriting books practice Wednesday's spellings.	
Thursday	White Rose Home Learning Week 2 Lesson 4 - Fractions of a set object (3) https://whiterosemaths.com/homelearning/year-3/ CGP Mental Maths Exercise 24	Comprehension - Globe Challenge: Buried Treasure Pages 20-25 (access through bug club) Complete 8 questions sent with MME message.	CGP Grammar Pages 70 and 71 In your blue Handwriting books practice Thursday's spellings.	
Friday	White Rose Home Learning Week 2 Lesson 5 - Equivalent fractions (1) https://whiterosemaths.com/homelearning/year-3/ CGP Mental Maths Exercise 25	Comprehension - Globe Challenge: Buried Treasure Pages 26-31 (access through bug club) Complete 8 questions sent with MME message.	CGP Grammar Pages 72 and 73 In your blue Handwriting books practice Friday's spellings.	
				Enjoy a book you have chosen for 30 minutes

Practice your handwriting in your blue workbooks given in your packs.

Practice handwriting:

Monday

**Words to practise**


important
interest
island
knowledge
learn
length
library
material
medicine

Tuesday

**Words to practise**


mention
minute
natural
naughty
notice
occasion
occasionally
often
opposite

Wednesday

**Words to practise**

ordinary
particular
peculiar
perhaps
popular
position
possess
possession
possible

Thursday

**Words to practise**

potatoes
pressure
probably
promise
purpose
quarter
question
recent
regular

Friday

**Words to practise**

reign
remember
sentence
separate
special
straight
strange
strength
suppose

Instructions on how to use White Rose Maths.

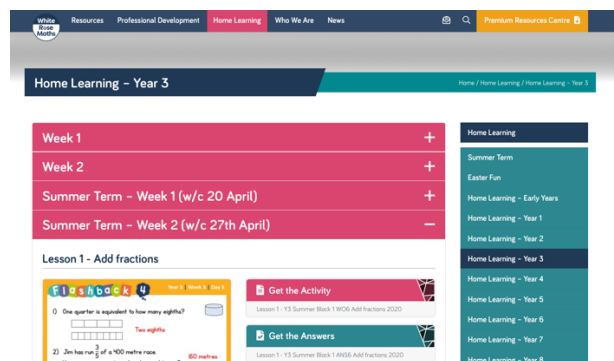
BBC Bitesize and White Rose Maths have joined together to make informative maths lessons for each day. We will be following this scheme of work for our home learning maths work - starting from week 2.

Please follow the step by step instructions on how to use White Rose maths:

Step 1:

Go to the website:

<https://whiterosemaths.com/homelearning/year-3/>



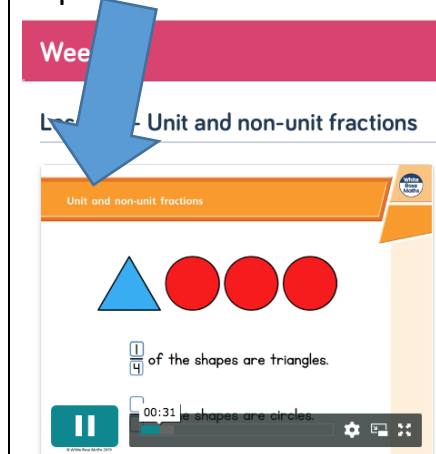
Step 2:

Click on Week 2



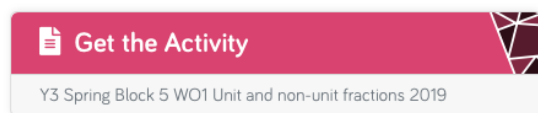
Step 3:

Watch the video with the lesson explanation and instructions.



Step 4:

Click on 'Get the Activity'.

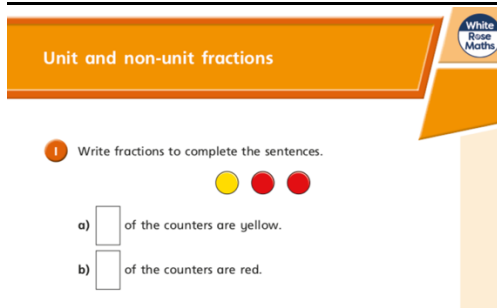


Step 5:

In your green maths books, write/draw the answers to your questions. Remember to start each day with a new date and title. For example:

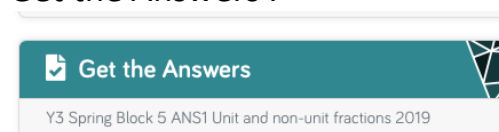
Monday 4th May 2020

Lesson 1: Fractions on a number line



Step 6:

Check your answers by clicking on 'Get the Answers'.



Anglo-Saxon Runes Worksheet

Name: Date:

Below is the Anglo-Saxon alphabet.



a	b	c	d	e	f	g	h	i	j	k	l	m	n
ng	o	p	q	r	s	t	u	v	w	x	y	z	

1. Now write your own secret rune message for your friend to work out!

Make a helmet



1. Roughly cut out the outline of this helmet.
2. Look at the pictures of the helmet found at Sutton Hoo on pages 20 and 21 of the student book.
3. Make a similar design on the plain side of your helmet.
4. Stick the helmet onto card (read steps 5 to 7 before sticking it down!) and cut carefully round its outline and eye hole.
5. Put a strip of card around your head and remove it by holding the place where it overlaps. Cut the strip so that there is a little of the overlap which can be stuck with sticky paper to make a ring that rests on your head.
6. Attach the front of the helmet to the cardboard strip as the diagram shows and place the helmet on your head.
7. Make sure you can see through the eye holes.

