










Dear Parents and Children, this is your weekly timetable to start on **Monday 15th June**. It is so important that all children are in a routine for learning at home and completing the daily work we set in line with the National Curriculum. This will help them to continue to make progress so they are confident and ready for learning when they re-join us. We will continue to be in touch to discuss your child's home learning with you and appreciate all your support. For your maths learning this week, please visit <https://whiterosemaths.com/homelearning/year-3/> and select 'week 5' (alternative week) – worksheets will be sent with marvellous me messages and added on to Seesaw. Please see the pages below for accessing White Rose, Bug Club, and the writing activity.

| 15th- 19th June 2020 | | Morning | | Afternoon | |
|----------------------|---|--|--|--|---|
| | Maths | Reading <small>Username is first name, your password is cat and school code is ssjg</small> | Writing <small>Including daily spelling from Spelling Frame and CGP handwriting</small> | | |
| Timings | At least 30 minutes | At least 30 minutes | https://www.pobble365.com/controlling-the-weather See below for large image and guided questions. | CGP Geography | Creative learning - PSHE |
| Monday | White Rose home learning - Week 5, Lesson 1 (alternative plan): Add and subtract 2 and 3 digit numbers | Come Down, Golden - Diana Noonan (We will be reading a chapter a day for the next two weeks) Access on Bug Club Chapter 1, Pages 5-13 Complete questions for Monday shared on Seesaw and attached on Marvellous Me.  | Writing: Plan your writing. Imagine you can control the weather with your feelings! That is what happens to Emily, ever since she was little, she noticed she could control the weather. But it wasn't always a good thing - especially when she was sad or mad. Using the writing guide below, you will continue the story. Today, start writing down some ideas about your story and what will happen to Emily! Spelling: Suffix -ous (1 of 2) (Complete the <i>Spelling Tile</i> game) https://spellingframe.co.uk/spelling-rule/16/11-The-suffix-ous-1-of-2 | CGP Geography – United Kingdom Pages 12-13 <i>North Eastern England</i> | Design your own crest of arms! What makes your family unique - include it in your coat of arms. What's your families favourite activity? Sports team? Favourite animals? Make it your families favourite colour then create a moto to go with it! |
| Tuesday | White Rose home learning - Week 5, Lesson 1 (alternative plan): Add 2 and 3 digit numbers | Come Down, Golden Access on Bug Club   Chapter 2, Pages 14-20 Complete questions for Monday shared on Seesaw and attached on Marvellous Me. | Writing: Practising writing with conjunctions. Sentence challenge! Can you make the sentences below more complex by completing them? Can you create your own complex sentence by using a conjunction? Spelling: The suffix –ous (2 of 2) (Complete the <i>Spelling Tile</i> game) https://spellingframe.co.uk/spellingq-rule/60/12-The-suffix-ous-2-of-2 | CGP Geography – United Kingdom Pages 14-15 <i>South Eastern England</i> | 'Paying it Forward' Can you do a good deed for someone. It could be anything that is kind, helpful or thoughtful. Write about it, take a photo or video it. Then share on Seesaw! |
| Wednesday | White Rose home learning - Week 5, Lesson 1 (alternative plan): Subtract 2 digits from 3 digits | Come Down, Golden Access on Bug Club   Chapter 3, Pages 21-29 Complete questions for Monday shared on Seesaw and attached on Marvellous Me. | Writing: Improve these sentences: These sentences are 'sick' and need your help to get better. Can you help and improve them? <i>Emily held the umbrella. Emily looked up at the cloud. Rain was coming down. She was sad.</i> Spelling: Endings which sound like /ʃən/ (Complete <i>Spelling Tile</i> game) https://spellingframe.co.uk/spelling-rule/17/13-Endings-which-sound-like-spelt-tion-sion-ssion-cian-(1-of-2) | CGP Geography – United Kingdom Pages 16-17 <i>Eastern England</i> | Reflection on Year 3 Complete the sheet below and explain what you enjoyed about year 3, what you think you improved on and what your goals are for Year 4! |
| Thursday | White Rose home learning - Week 5, Lesson 1 (alternative plan): Add 3 digit numbers | Come Down, Golden Access on Bug Club   Chapter 4, Pages 30-37 Complete questions for Monday shared on Seesaw and attached on Marvellous Me. | Writing: Drafting Draft your writing. As you write, consider the best vocabulary choices and use a range of punctuation. Write in paragraphs and make it as gripping as possible! Look at how we have started. Spelling: Endings which sound like /ʃən/ (Complete <i>Spelling Tile</i> game) https://spellingframe.co.uk/spelling-rule/61/14-Endings-which-sound-like-spelt-tion-sion-ssion-cian-(2-of-2) | CGP Geography – United Kingdom Pages 18-19 <i>South West England</i> | Empathy Can Change the World Seesaw activity - watch the video to understand what the word empathy means and then answer the questions to share what you understand! |
| Friday | White Rose home learning - Week 5 Lesson 5: Friday Challenge | Come Down, Golden Access on Bug Club   Chapter 5, Pages 38-45 Complete questions for Monday shared on Seesaw and attached on Marvellous Me. | Writing: Editing and Publishing Now you have written your first draft, check it for punctuation, spelling and sense. When you are happy and have made tweaks, publish it. You could write it in your best handwriting, type it or record yourself reading it. Spelling: Words with the /k/ sound spelt ch (<i>Spelling Tile</i> game) https://spellingframe.co.uk/spelling-rule/18/15-Words-with-the-k-sound-spelt-ch-(Greek-in-origin) | CGP Geography – United Kingdom Pages 20-21 <i>Western England</i> | Draw a picture to give to someone else You all are brilliant at drawing. You can draw anything you want BUT you have to give the picture as a kind present to someone after. Who will be lucky enough to get your picture? |



Year 3 - Writing Task (<https://www.pobble365.com/controlling-the-weather>)

Imagine you can control the weather with your feelings! That is what happens to Emily, ever since she was little, she noticed she could control the weather. But it wasn't always a good thing - when she got sad or angry, a lot of things would happen! Now it's your turn to continue the story! Think about what causes the the weather to change in the story? What about in reality? Can you think of different types of weather and match them up with different feelings that Emily experiences? For example, it is sunny when she is happy. What is your favourite type of weather and why? Do Emily's powers work without the umbrella? Do Emily's parents have similar powers do you think? What problems/benefits are there to Emily's powers?

You will write in the third person, telling the story of Emily and her powers to control the weather - what happens to her to make the weather change? Is it bad or good? Be as creative and imaginative as you can be.

Story starter:

Ever since she was little, Emily could control the weather. Whenever she felt sad it started to rain...

22nd June - Monday – PLAN! Write a plan for your story - this means that you write down your ideas, it could be words, sentences - just get some ideas on paper and don't worry if it doesn't make a full story yet, that will come later in the week!

23rd June - Tuesday – PRACTICE! Sentence challenge! Can you make these sentence more complex by completing them?

- Emily was feeling extremely sad, so...
- She was angry that she had been left out, and...
- Being outside often cheered Emily up, yet...

Now write your own complex sentence, use one of the following conjunctions to link your clauses: but, or, yet, so, because, and... (Don't forget to use punctuation!)

24th June - Wednesday – IMPROVE! These sentences are 'sick' and need your help to get better. Can you help and improve them?

Emily held the umbrella. Emily looked up at the cloud. Rain was coming down. She was sad.

25th June - Thursday – DRAFT! Write a draft of your story - what happens next? Include descriptions and adjectives. As you write, consider the best vocabulary choices and use a range of punctuation. Write in paragraphs and make it as gripping as possible! Look at all the writing you have already used this week to help.

26th June - Friday – PUBLISH! Edit and improve your draft from yesterday - what else can you add and improve to make it better? Check it for punctuation, spelling and grammar. When you are happy and have made tweaks, publish it. Write in your best handwriting! Don't forget to share it on Seesaw!

Maths - White Rose Maths

We have already completed the week 5 unit earlier in our home learning, so we will be using the alternative plan for this week.

Step 1: search White Rose, Home Learning, Year 3. This week, it is week 5.
<https://whiterosemaths.com/homelearning/year-3/>

Step 2: select week 5 and click on the 'Already covered this content?' button.

Step 3: Click on the video for the day, and use the worksheets attached on the Marvellous Me message or set as an activity on Seesaw. Alternatively, the next two weeks of sheets are printed out at school, you are welcome to collect them.

Already covered this content?

Year 3 Week 5 w/c 18th May

We're aware that some of you will have already covered this content earlier in the lockdown period. If this is the case, here are your alternative lessons for Summer Week 5

| Topic | Video | Premium Subscriber? Get the worksheet! |
|---|---|---|
| Add and subtract 2- and 3-digit numbers | https://vimeo.com/417332039 | Autumn Block 2 Add and subtract 2-digit and 3-digit numbers - not crossing 10 or 100 |
| Add 2- and 3-digit numbers | https://vimeo.com/417332285 | Autumn Block 2 Add 2-digit and 3-digit numbers - crossing 10 or 100 |
| Subtract 2-digits from 3-digits | https://vimeo.com/417332443 | Autumn Block 2 Subtract a 2-digit number from a 3-digit number - crossing 10 or 100 |
| Add 3-digit numbers | https://vimeo.com/417332649 | Autumn Block 2 Add two 3-digit numbers - not crossing 10 or 100 |

Step 4: Correct your answers using the answer sheet sent on Seesaw and attached to a Marvellous Me message.

Maths Answers for 15th-18th June 2020

Hello Year 3,

Here is the answers to the White Rose Maths worksheets for this week.

Only look at them once you have completed the sheet - not before! Mark your correct answers with a green tick and correct any mistakes with your green pen - this will help you to understand what went wrong with your answers and is a brilliant way to learn - it's great to learn from our mistakes!

The maths sheets will be uploaded here as an activity every day at 9.00am.

For Friday - complete the Friday Maths Challenge on Week 5 of White Rose Maths - <https://whiterosemaths.com/homelearning/year-3/>

Happy learning Year 3!

Ms White

Reading – how to access Bug Club texts

Please note, this is your child's daily reading so it is important that they access it every day. Teachers will monitor your child's access and provide support with any issues you have logging in. They should also read their own independent reading book for 30 minutes each day.

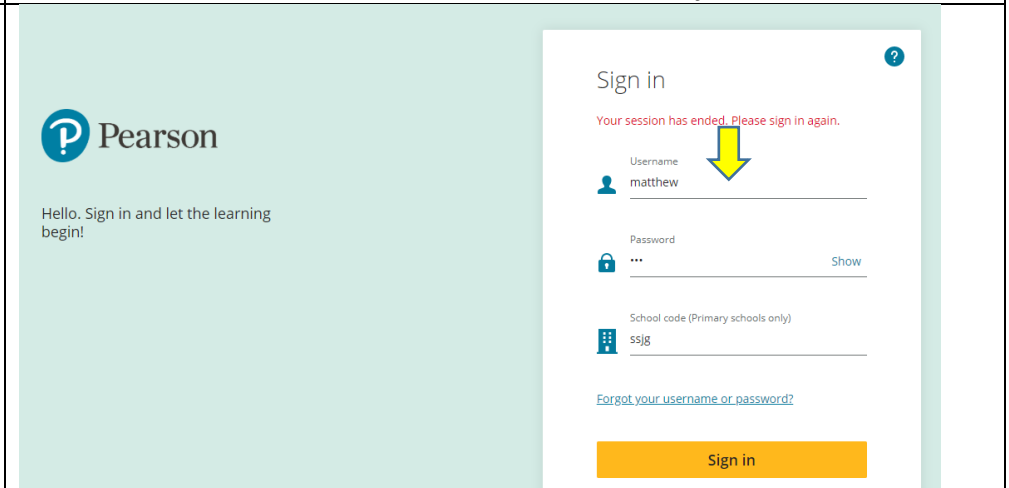
Step 1: search Active Learn and select 'log in'

<https://www.activelearnprimary.co.uk/login?c=0&l=0>



Step 2: enter your login details

Username: first name Password: cat School code: ssjf

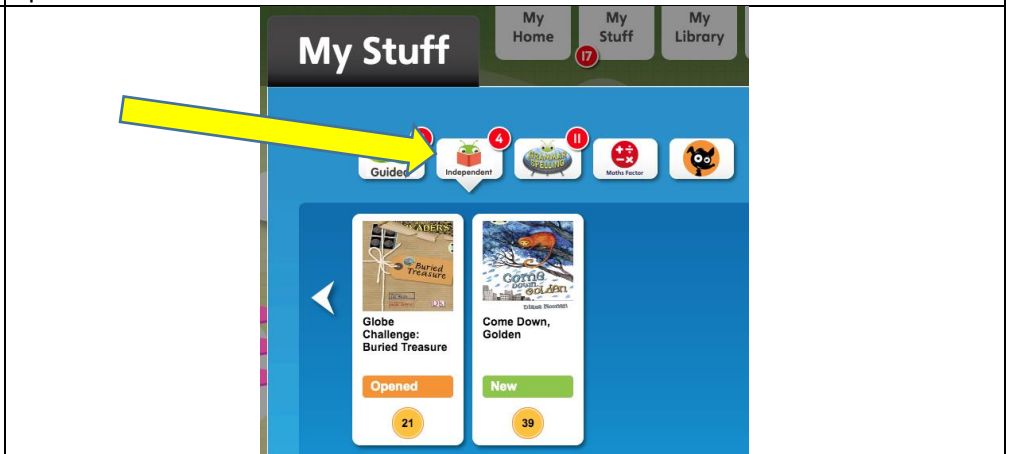


Step 3: select 'my stuff'



Step 4: select the independent tab.


Then scroll to find the text for the day (it will probably be right at the end!) and click on it to open. Read the pages your teacher has allocated and answer the questions shared on Seesaw and Marvellous Me.



PSHE Activities

Create your families own Coat of Arms

Design Your Own Crest



My Reflection about Year 3!

In year 3, I enjoyed learning about...

In year 3, I improved my...

In year 4, I hope to achieve...