



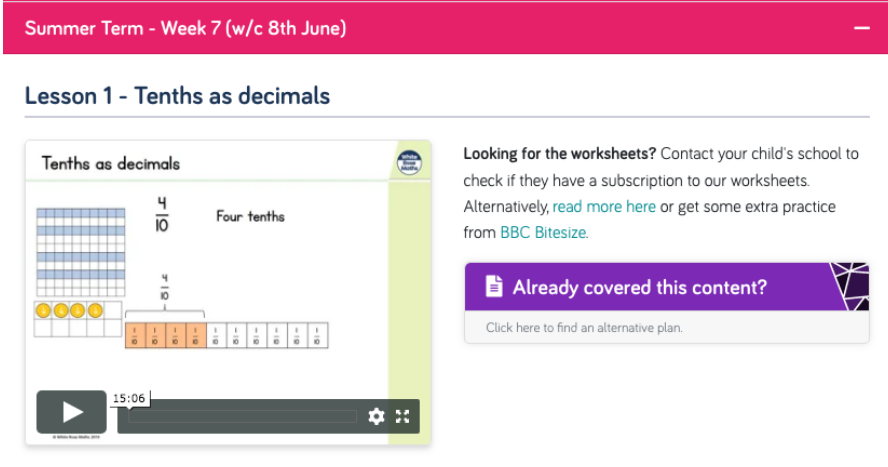



Thursday	White Rose home learning – Week 7 Lesson 4: Divide 1 or 2-digits by 100	Active Learn – Bug Club (under the orange Wordsmith tab) A Huge First Step Click on the paws and other icons and read up to screen 5	 Drafting Draft your writing. As you write, consider the best vocabulary choices and use a range of punctuation. Write in paragraphs and make it as gripping as possible! Look at how we have started below. +one page of handwriting attached and spelling rule 18 on Spelling Frame https://spellingframe.co.uk/spelling-rule/21/18-Words-with-the-sound-spelt-sc-(Latin-in-origin)	CGP Science Pages 14 and 15 Where animals live. Complete the pages in your science workbook. Look up unknown words and search information if you cannot test something.	Art Complete your own drawing of an animal of your choice living in its own habitat. Can you label the habitat and animal?
Friday	White Rose home learning - Week 7 Lesson 5: Friday challenge	Active Learn – Bug Club A Huge First Step Click on the paws and other icons and read up to the end	 Editing and Publishing Now you have written your first draft, check it for punctuation, spelling and sense. When you are happy and have made tweaks, publish it. You could write it in your best handwriting, type it or record yourself reading it. +one page of handwriting attached and spelling rule 19 on Spelling Frame https://spellingframe.co.uk/spelling-rule/22/19-Words-with-the-sound-spelt-ei-eigh-or-ey	CGP Science Page 16 <i>Matching animals to their habitats</i> . Look up unknown words and search information if you cannot test something.	Diary entry Imagine you are the animal you have picked for your drawing yesterday. Write a short diary entry for a typical day for your animal!

Maths – how to access White Rose

Step 1: search White Rose, Home Learning, Year 4. This week, it is week 7. https://whiterosemaths.com/homelearning/year-4/		Step 2: select week 7 and watch the video every day to start your maths 	
			
Step 3: complete the work on the worksheet		Step 4 (optional): Find more explanation and support on BBC Bitesize	
We have now subscribed to White Rose to continue to be able to access the worksheets. The worksheets for the next weeks (22 nd June – 17 th July) are printed and in your home learning packs. We will also post the worksheets on Seesaw and Marvellous Me.		Visit the BBC bitesize website and search for Year 4 lessons. Select The date which matches your White Rose learning for the day. This may be useful for adults working with you at home. https://www.bbc.co.uk/bitesize/tags/z63tt39/year-4-and-p5-lessons/2 	

Tenths as decimals

White
Blue
Mastery

1 Shade the bar models to represent the amounts.

- a) 7 tenths
- b) $\frac{4}{10}$
- c) 0.3

2 Complete the table to show the fractions and decimals the bar models represent.

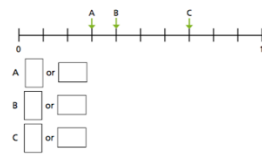
Bar model	Fraction	Decimal

3 Write each fraction and decimal in the correct place on the number line.

$\frac{2}{10}$ 0.6 $\frac{9}{10}$ 0.1

4 Work out the values of A, B and C.

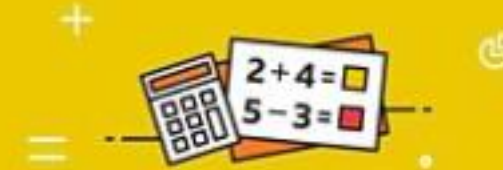
Give your answers as fractions and decimals.



5 Match the equivalent fractions, decimals and words.

$\frac{3}{10}$	0.7	four tenths
$\frac{9}{10}$	0.3	one tenth
$\frac{7}{10}$	0.4	three tenths
$\frac{4}{10}$	0.1	nine tenths

8 June: Maths



Tenths

Reading –how to access Wordsmith texts

Please note, this is your child's daily reading so it is important that they access it every day. Teachers will monitor your child's access and provide support with any issues you have logging in. They should also read their own independent reading book for 30 minutes each day.

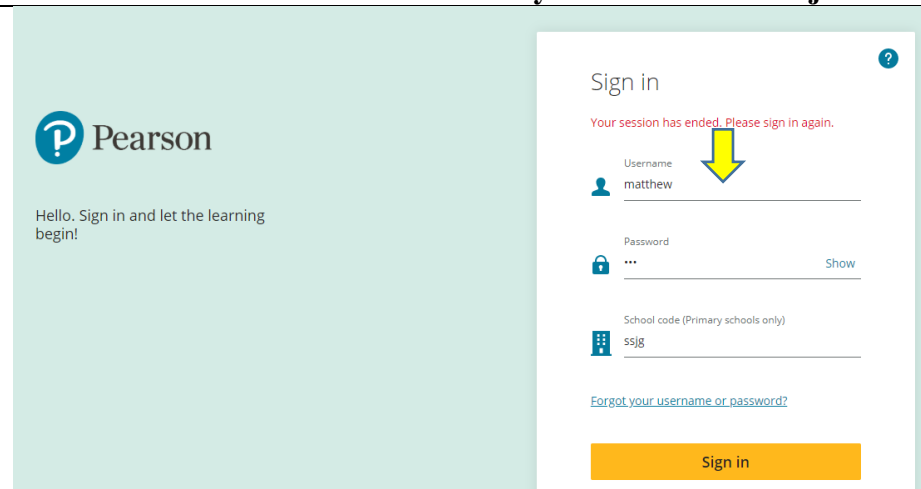
Step 1: search Active Learn and select 'log in'

<https://www.activelearnprimary.co.uk/login?c=0&l=0>

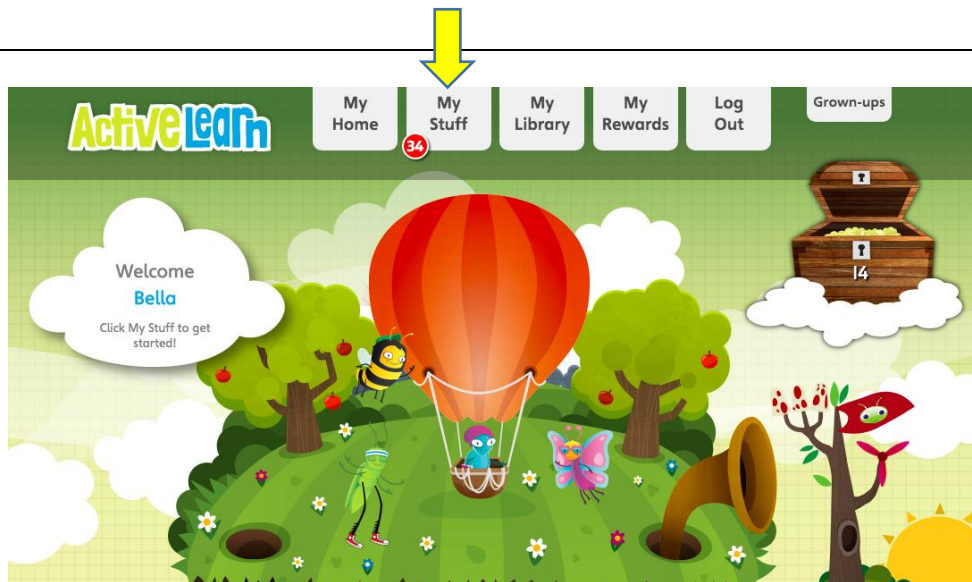


Step 2: enter your login details

Username: first name Password: caty4 School code: ssjf

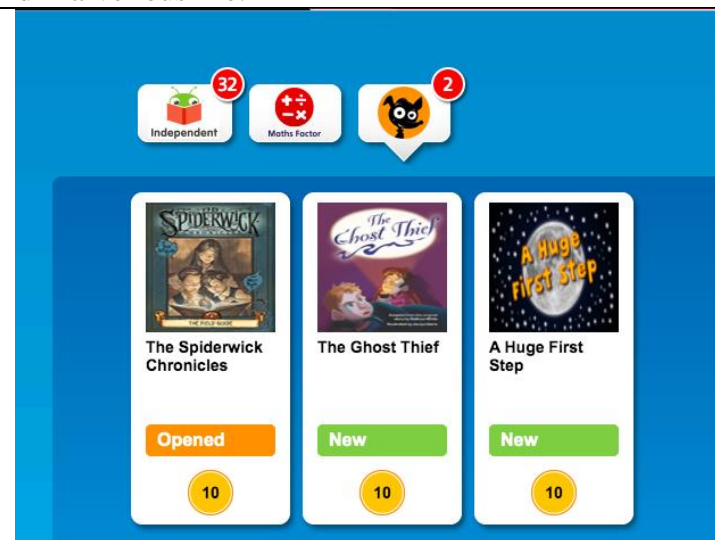


Step 3: select 'my stuff'



Step 4: select the orange 'Wordsmith' tab with the dog icon.

Then scroll to find the text for the day and click on it to open. Read the pages your teacher has allocated and answer the questions shared on Seesaw and Marvellous Me.



Writing inspiration

You may also think this scene reminds you of sports matches you have read. Thump...Thump...Thump...Harry's heart pounded inside his chest...

As if in slow motion, the ball came sailing through the air towards him.

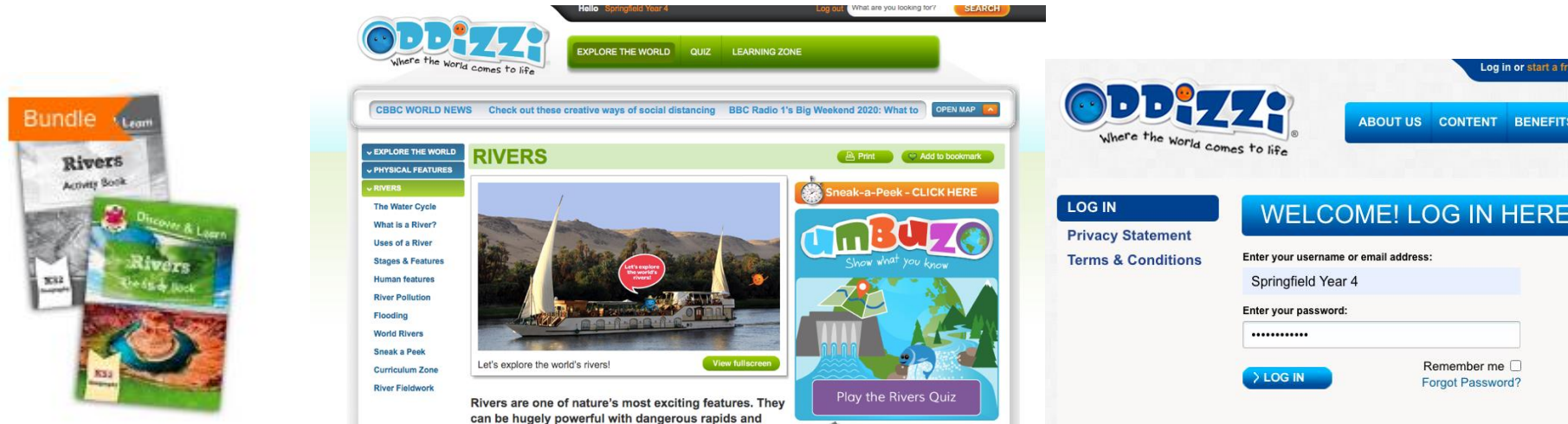
"Attack him!" roared the captain of the opposing team.

"Catch that ball!" came an urgent scream from the crowd.

Instantly, Harry knew that this was the moment. What happened next would decide his team's fate. The future of his team was up to him. Harry felt a thousand eyes glued to his every move from his sidelines and the scrutiny of all his team mates. The stadium fell silent. His heart pounded inside his chest as he reached his frozen hands into the air to receive the ball...

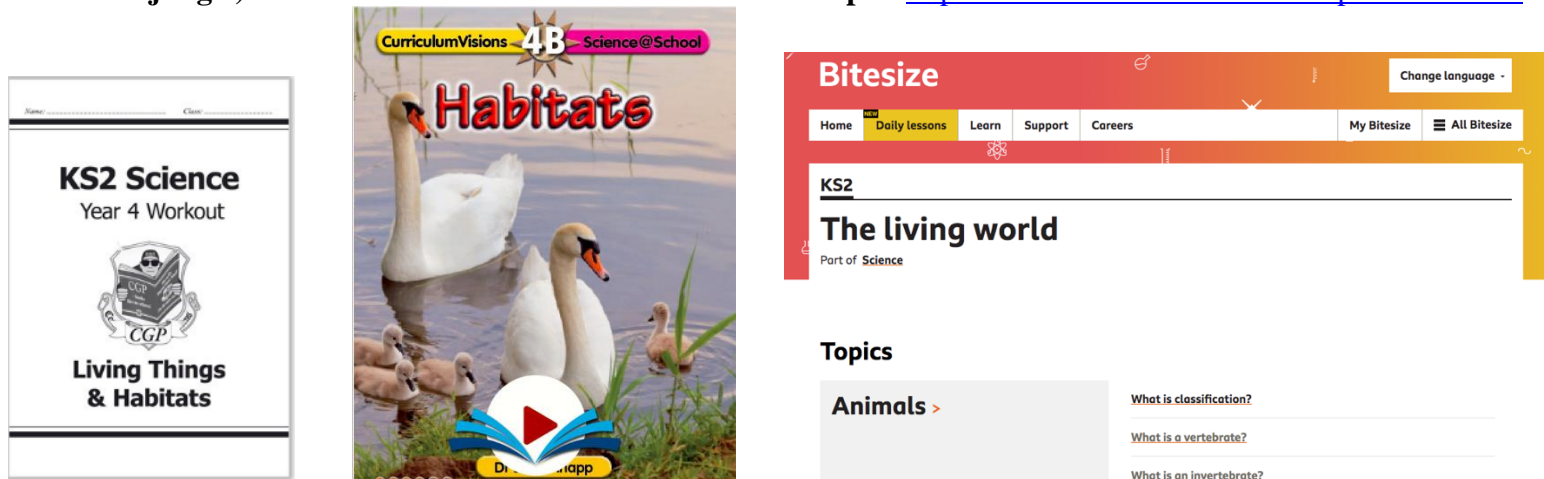


CGP geography – please read the allocated pages from the colour ‘study book’ and complete the corresponding pages in the black and white ‘activity’ book. The pages will be listed on your child’s weekly home learning timetable. Your child may also wish to complete extra research on *Oddizzi* (Username: Springfield Year 4, password Springfield1).



The collage features three educational resources. On the left are two CGP Rivers books: 'Rivers Activity Book' and 'Rivers Discover & Learn'. In the center is a screenshot of the Oddizzi website's 'RIVERS' page, which includes a sidebar menu, a main image of a boat on a river, and a 'Sneak-a-Peek' section for a quiz. On the right is the Oddizzi login page, showing the 'WELCOME! LOG IN HERE' section with fields for username (Springfield Year 4) and password, and a 'LOG IN' button.

CGP science – please complete the pages in the workout book. The pages will be listed on your child’s weekly home learning timetable. Your child may need to do some research to complete activities. They may use science books on Curriculum Visions (username Springfieldcommunity/0001 Password: jungle) or use the BBC Bitesize resources on this topic: <https://www.bbc.co.uk/bitesize/topics/z6wwxnb>



The collage features three educational resources. On the left is the cover of the 'KS2 Science Year 4 Workout' book by CGP, titled 'Living Things & Habitats'. In the center is the cover of the 'CurriculumVisions 4B Science@School' book, titled 'Habitats', featuring a swan and its cygnets. On the right is a screenshot of the BBC Bitesize website, showing the 'KS2 The living world' section with a 'Topics' list including 'Animals' and search bars for 'What is classification?', 'What is a vertebrate?', and 'What is an invertebrate?'.