







Dear Parents and Children, here is your weekly timetable to start on **Monday 8th June**. As it is now term time, it is important that all children are back in a routine for learning at home and completing the daily work we set in line with the National Curriculum. This will help them to continue to make progress so they are confident and ready for learning when they re-join us. We will continue to be in touch to discuss your child's home learning with you and appreciate all your support. For your maths learning this week, please visit <https://whiterosemaths.com/homelearning/year-4/> and select 'week 5'. Please see the pages below for accessing **White Rose, Wordsmith, writing support and CGP for geography/science**.

8 th - 12 th June		Morning		Afternoon	
	Maths <div>Summer Term - Week 4 (w/c 11th May)</div>	Reading Username is first name, your password is caty4 and school code is ssjg	Writing Including CGP SPAG and daily spelling from Spelling Frame and handwriting attached in morning messages		
Timings	At least 30 minutes	At least 30 minutes	https://www.pobble365.com/surreal-dream See below for large image and guided questions. 	CGP Geography/Science	Creative learning
Monday	White Rose home learning - Week 5, Lesson 1: Recognise tenths and hundredths	Active Learn – Bug Club (under the orange Wordsmith tab)  The Spiderwick Chronicles Read up to the end of pg. 39 and complete questions shared on Seesaw and attached on Marvellous Me.	Planning Look closely at the picture. Have you ever had a dream that has felt incredibly realistic? Have you ever had a dream about something that has come true? If you could design the perfect dream what would it be like? Why do you think you only remember some of the dreams you have and not all of them? What do you think our brains do when we are sleeping? +one page of handwriting attached and spelling rule 4 on Spelling Frame https://spellingframe.co.uk/spelling-rule/11/4-More-prefixes-1-of-3	CGP Rivers Pages 8-9 Life in a River. Read pages 8 and 9 in your coloured Study Book and complete pages 2 and 3 in your Activity Book.	Living things in a River Take a walk by the river. What living things do you see? Can you log on to curriculum visions and do your own research about living things that inhabit a river?
Tuesday	White Rose home learning Week 5, Lesson 2: Equivalent fractions (1)	Active Learn – Bug Club (under the orange Wordsmith tab)  The Spiderwick Chronicles Read up to the end of pg 47 and complete questions shared on Seesaw and attached on Marvellous Me.	Sentence Level: starting sentences in different ways Fronted adverbials A fronted adverbial goes at the beginning of a sentence. It describes the verb in the sentence. It describes where, when or how. E.g. During the day, she had felt fine. After sunset, dreams become reality. Can you try to use one today? +one page of handwriting attached and spelling rule 5 on Spelling Frame https://spellingframe.co.uk/spelling-rule/43/5-More-prefixes-2-of-3	CGP Rivers Pages 10-11 Exploring the Severn. Read pages 10 and 11 in your coloured Study Book and complete pages 10 and 11 in your Activity Book.	Art Find a picture of a landscape of the river Severn. Yours whatever technique you prefer to draw and colour your landscape!

Wednesday	White Rose home learning - Week 5 Lesson 3: Equivalent fractions (1)	Active Learn – Bug Club (under the orange Wordsmith tab)  The Spiderwick Chronicles Read up to the end of chapter 4 and complete questions shared on Seesaw and attached on Marvellous Me.	Sick sentences These sentences are ‘sick’ and need help to get better. Can you help? The girl walked through the fog. Lanterns blew in the wind. +one page of handwriting attached and spelling rule 6 on Spelling Frame https://spellingframe.co.uk/spelling-rule/59/6-More-prefixes-3-of-3	Pick a living thing of your choice and write your own poem about it. Can you add drawings to your poem and publish it?	
Thursday	White Rose home learning – Week 5 Lesson 4: Fractions greater than 1	Active Learn – Bug Club (under the orange Wordsmith tab)  The Spiderwick Chronicles Read up to pg 64 ‘...rest of dinner’ and complete questions shared on Seesaw and attached on Marvellous Me.	Drafting Draft your writing. As you write, consider the best vocabulary choices and use a range of punctuation. Write in paragraphs and make it as gripping as possible! Look at how we have started below. +one page of handwriting attached and spelling rule 7 on Spelling Frame https://spellingframe.co.uk/spelling-rule/12/7-The-suffix-ation	CGP Science Pages 4 and 5 <i>Using keys to Identify Things</i> . Complete the pages in your science workbook. Look up unknown words and search information if you cannot test something.	Creating a classification key Use sticks or matches or anything in the shape of a stick and some bits of paper to create your own classification key to classify at least 4 different living things of your own choice.
Friday	White Rose home learning - Week 5 Lesson 5: Friday challenge	Active Learn – Bug Club  The Spiderwick Chronicles Read up to the end of chapter 5 and complete questions shared on Seesaw and attached on Marvellous Me.	Editing and Publishing Now you have written your first draft, check it for punctuation, spelling and sense. When you are happy and have made tweaks, publish it. You could write it in your best handwriting, type it or record yourself reading it. +one page of handwriting attached and spelling rule 8 on Spelling Frame https://spellingframe.co.uk/spelling-rule/13/8-The-suffix-ly	CGP Science Pages 6-7 <i>Vertebrate Groups</i> . Look up unknown words and search information if you cannot test something.	Music Pick a vertebrate animal of your choice and design an instrument that you think might make the sound of that animal.

Maths – how to access White Rose

Step 1: search White Rose, Home Learning, Year 4. This week, it is week 5.

<https://whiterosemaths.com/homelearning/year-4/>


Summer Term - Week 6 (w/c 1st June)	+
Summer Term - Week 5 (w/c 18th May)	+
Summer Term - Week 4 (w/c 11th May)	+
Summer Term - Week 3 (w/c 4th May)	+
Summer Term - Week 2 (w/c 27th April)	+
Summer Term - Week 1 (w/c 20 April)	+
Week 2	+
Week 1	+

Step 3: complete the work on the worksheet

We have now subscribed to White Rose to continue to be able to access the worksheets. The worksheets for the first three weeks (1st-19th June) are printed and in your home learning packs. We will also post the worksheets on Seesaw and Marvellous Me.

Summer Term - Week 5 (w/c 18th May)

Lesson 1 - Recognise tenths and hundredths



Looking for the worksheets? Contact your child's school to check if they have a subscription to our worksheets. Alternatively, [read more here](#) or get some extra practice from [BBC Bitesize](#).


Already covered this content?

[Click here to find an alternative plan.](#)

Step 2: select week 5 and watch the video every day to start your maths

Summer Term - Week 5 (w/c 18th May)

Lesson 1 - Recognise tenths and hundredths



Looking for the worksheets? Contact your child's school to check if they have a subscription to our worksheets. Alternatively, [read more here](#) or get some extra practice from [BBC Bitesize](#).

Already covered this content?

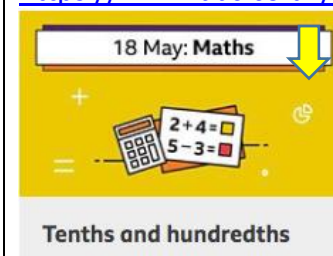
[Click here to find an alternative plan.](#)

Step 4 (optional):

Find more explanation and support on BBC Bitesize

Visit the BBC bitesize website and search for Year 4 lessons. Select The date which matches your White Rose learning for the day. This may be useful for adults working with you at home.

<https://www.bbc.co.uk/bitesize/tags/z63tt39/year-4-and-p5-lessons/2>



Reading –how to access Wordsmith texts

Please note, this is your child's daily reading so it is important that they access it every day. Teachers will monitor your child's access and provide support with any issues you have logging in. They should also read their own independent reading book for 30 minutes each day.

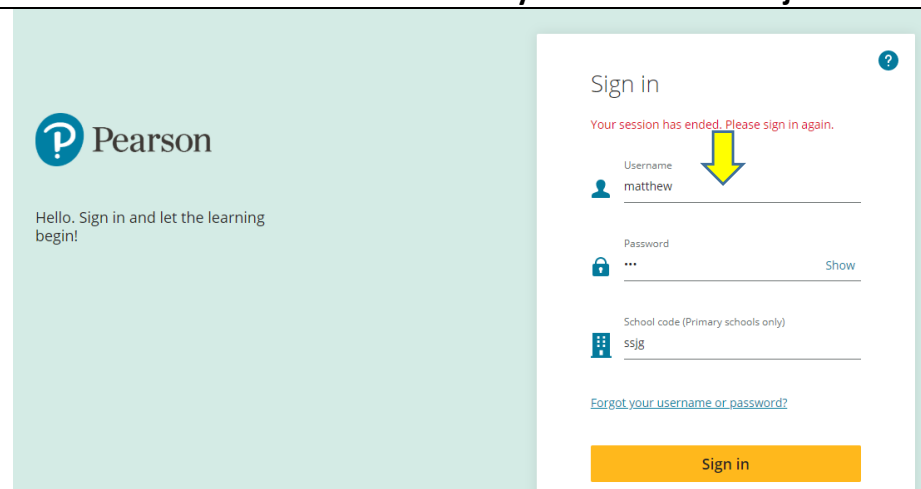
Step 1: search Active Learn and select 'log in'

<https://www.activelearnprimary.co.uk/login?c=0&l=0>

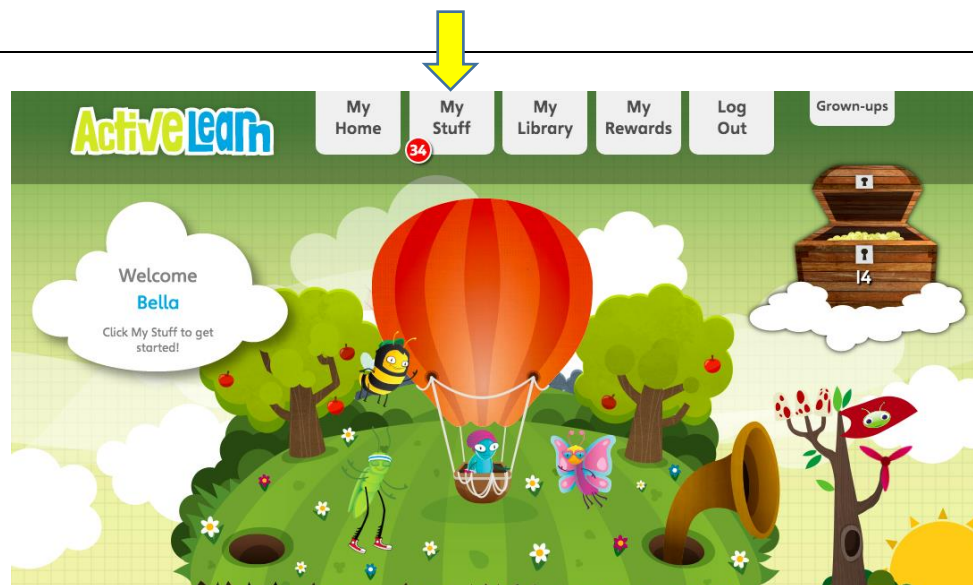


Step 2: enter your login details

Username: first name Password: caty4 School code: ssjf

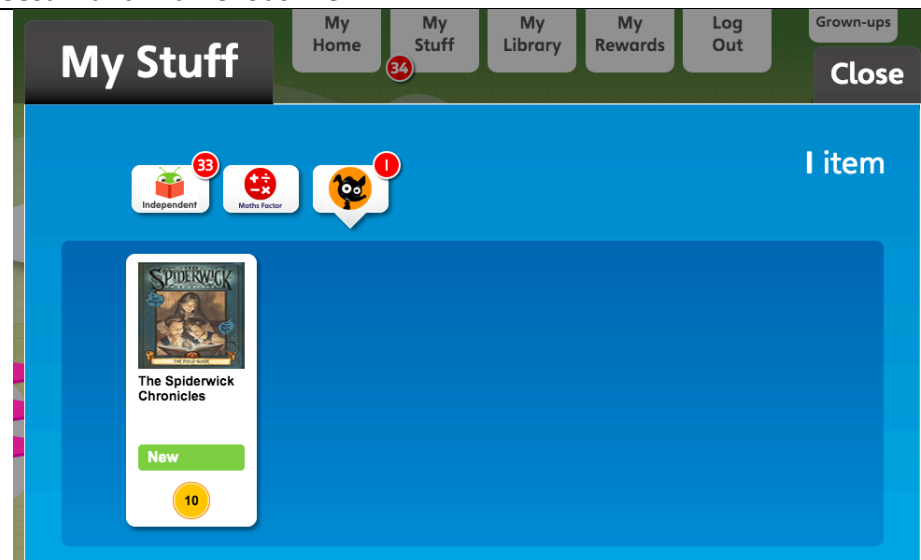


Step 3: select 'my stuff'



Step 4: select the orange 'Wordsmith' tab with the dog icon.

Then scroll to find the text for the day and click on it to open. Read the pages your teacher has allocated and answer the questions shared on Seesaw and Marvellous Me.



Writing inspiration

Imagine you are narrating the story of the girl in the picture. Who is she? Where is she from? Where is she going? What kind of place is she in? Why are all the lanterns there? What might happen?

Story starter:

Am I asleep, or am I dreaming?

This was the question that rang out in her head.

She looked down at her hands. Then her feet. Then her clothes. Why was she so small?

Amy had gone to bed that night as a 13-year-old girl, yet in her dream she was tiny again. She had not worn these clothes since she was 2 years old! What was going on?

She had been to this place before, she was certain. It all seemed familiar. Carrying the metal lantern in her fingertips, she waddled slowly through the night, not being able to see further than a few feet in front of her due to the thick wisps of fog that blanketed her vision.

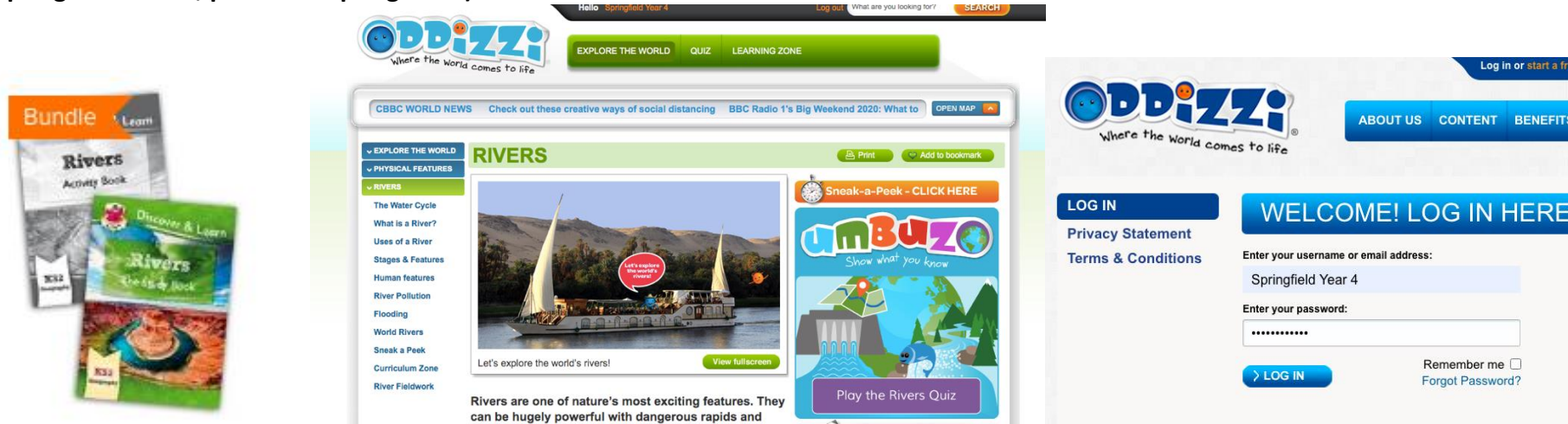
Feeling the warm breeze caress her face, Amy inhaled. The air smelled damp, like it had just finished raining, but she couldn't remember it having done so.

Lanterns, as big as post boxes, swayed in the wind, shedding a feeble, hazy glow across the never-ending blackness.

She shivered. Something was wrong. Surely dreams couldn't feel this real?

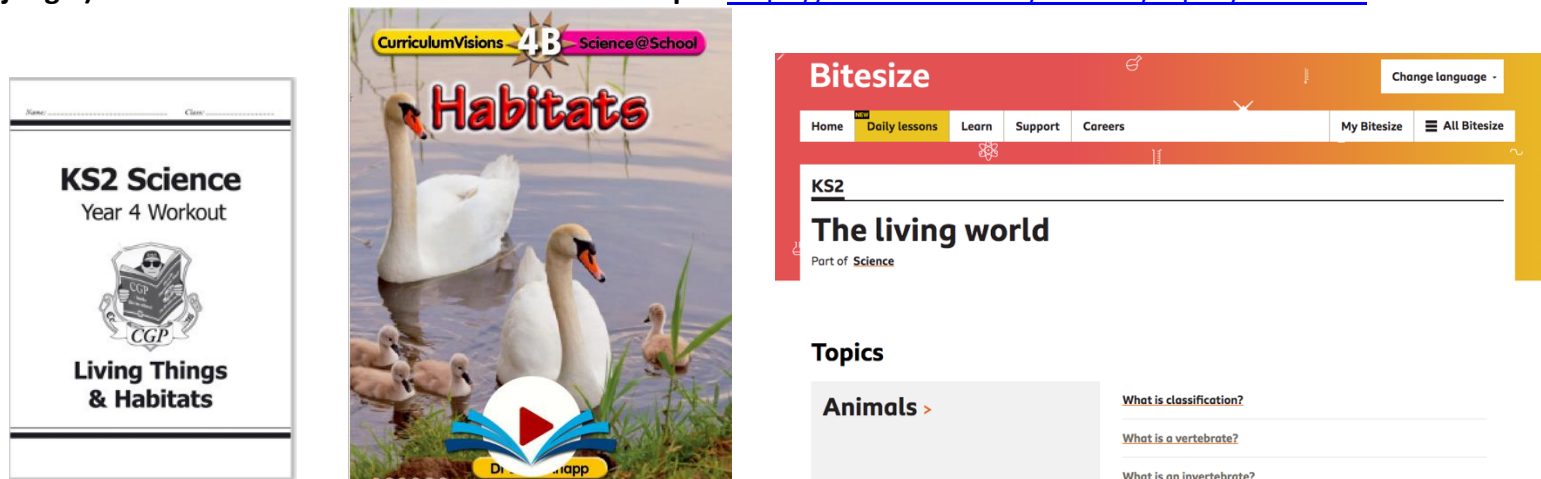


CGP geography – please read the allocated pages from the colour ‘study book’ and complete the corresponding pages in the black and white ‘activity’ book. The pages will be listed on your child’s weekly home learning timetable. Your child may also wish to complete extra research on *Oddizzi* (Username: Springfield Year 4, password Springfield1).



The collage features three CGP Rivers books: 'Rivers Activity Book', 'Rivers Study Book', and 'Rivers Workbook'. To the right are two screenshots of the Oddizzi website. The top screenshot shows the 'RIVERS' section with a video of a sailboat and a 'Sneak-a-Peek' button. The bottom screenshot shows the login page with a 'WELCOME! LOG IN HERE' banner and a login form.

CGP science – please complete the pages in the workout book. The pages will be listed on your child’s weekly home learning timetable. Your child may need to do some research to complete activities. They may use science books on Curriculum Visions (username Springfieldcommunity/0001 Password: jungle) or use the BBC Bitesize resources on this topic: <https://www.bbc.co.uk/bitesize/topics/z6wwxnb>



The collage features two CGP KS2 Science books: 'KS2 Science Year 4 Workout' and 'Living Things & Habitats'. To the right are two screenshots of educational websites. The top screenshot is from Curriculum Visions, showing a 'Habitats' section with a video of swans. The bottom screenshot is from BBC Bitesize, showing the 'The living world' section under 'KS2'.