





Dear Parents and Children, this is your second new weekly timetable to start on **Monday 8th June**. This will help them to continue to make progress so they are confident and ready for learning when they re-join us. We will continue to be in touch to discuss your child’s home learning with you and appreciate all your support. For your maths learning this week, please visit <https://whiterosemaths.com/homelearning/year-5/> and select ‘week 5’. Please see the pages below for accessing White Rose, Wordsmith, writing support and CGP for geography/science.

1 st -5 th June		Morning		Afternoon	
	Maths	Reading	Writing		
	Summer Term - Week 5 (w/c 18th May)	Username is first name, your password is cat and school code is ssjg	Including daily spelling from Spelling Frame and CGP handwriting		
Timings	At least 30 minutes	At least 30 minutes	https://www.pobble365.com/view-from-the-cockpit/ See below for large image and guided questions.	CGP Geography/Science	Creative learning
Monday	White Rose home learning - Week 5, Lesson 1: Add and subtract fractions	Active Learn – Bug Club (under the orange Wordsmith tab) Greek Myths - 6: Perseus  Open the Greek Myths collection and read the sixth myth: Perseus Complete questions for Monday shared on Seesaw and attached on Marvellous Me.	 Planning Can you describe the icy world? Is the King evil or does he have no control over his powers? Will the world ever return to summer again? Who/what will put a stop to winter? +one page of handwriting and words ending in –fer (43) https://spellingframe.co.uk/spelling-rule/36/43-Adding-suffixes-beginning-with-vowel-letters-to-words-ending-in-fer	CGP Volcanoes and Earthquakes Pages 8-9 <i>Vesuvius</i> . Read pages 8 and 9 in your coloured Study Book and complete pages 8 and 9 in your Activity Book.	Research Find more out about Vesuvius using a range of different websites. Make a list of the ten facts you find most fascinating to share.
Tuesday	White Rose home learning Week 5, Lesson 2: Add fractions	Active Learn – Bug Club (under the orange Wordsmith tab)  Greek Myths - 7: Theseus and the Minotaur Open the Greek Myths collection and read the seventh myth: Theseus and the Minotaur . Complete questions shared on Seesaw and attached on Marvellous Me.	Sentence Level: starting sentences in different ways You have practised adding relative clauses with ,who and ,which. <i>He spotted a polar bear, who seemed to be standing guard.</i> <i>Smoothly, he skated over the ice, which had not melted in years.</i> +one page of handwriting and use of the hyphen (44) https://spellingframe.co.uk/spelling-rule/37/44-Use-of-the-hyphen	CGP Volcanoes and Earthquakes Pages 10-11 <i>Timeline of an Eruption</i> . Read pages 10 and 11 in your coloured Study Book and complete pages 10 and 11 in your Activity Book.	Design your own timeline Design and decorate your own volcano timeline.
Wednesday	White Rose home learning - Week 5 Lesson 3: Add mixed numbers	Active Learn – Bug Club (under the orange Wordsmith tab)  Greek Myths - 8: Jason and the Golden Fleece Open the Greek Myths collection and read the first myth: Jason and the Golden Fleece . Complete questions shared on Seesaw and MME.	This sentence is ‘sick’ and needs help to get better. Can you help to improve it? <i>the King walked through the forest snow fell from the sky onto the ground?</i> +one page of handwriting and <i>ei after c</i> spelling rule (45) https://spellingframe.co.uk/spelling-rule/38/45-Words-with-the-sound-spelt-ei-after-c	CGP Volcanoes and Earthquakes Pages 12-13 <i>The Eruption Continues</i> . Read pages 12 and 13 in your coloured Study Book and complete pages 12 and 13 in your Activity Book.	Diary Entry Imagine experiencing a volcanic eruption. Where were you? What did you do? Write a diary entry to capture the moment.
Thursday	White Rose home learning – Week 4 Lesson 5 Subtract mixed numbers	Odysseus and the Cyclops – follow the link Today, you will revisit the myth of Odysseus and the moment he meets the one-eyed cyclops in the cave. How does he escape? https://www.mwpai.org/assets/Education/MA-Resources-9-15-2016/Myth-Odysseus-and-the-Cyclops.pdf	Drafting Draft your writing. As you write, consider the best vocabulary choices and use a range of punctuation. Write in paragraphs and make it as gripping as possible! Look at how we have started. +one page of handwriting and <i>ough</i> spelling rule (46) https://spellingframe.co.uk/spelling-rule/39/46-Words-containing-the-letter-string-ough	CGP Science Pages 5-6 <i>Properties of Materials</i> . Complete the pages in your science workbook. Look up unknown words and search information if you cannot test something.	Design Look at page 6 of your CGP science book. Design a mobile phone case for yourself, using the best materials.
Friday	White Rose home learning - Week 5 Lesson 5: Friday challenge	Stories about Greek gods – read on Seesaw Open the Greek Gods stories on Seesaw Complete questions shared on Seesaw and MME. Which story is your favourite and why?	Editing and Publishing Now you have written your first draft, check it for punctuation, spelling and sense. When you are happy and have made tweaks, publish it. +one page of handwriting and <i>silent letters</i> (47) https://spellingframe.co.uk/spelling-rule/40/47-Words-with-silent-letters-i.e.-letters-whose-presence-cannot-be-predicted-from-the-pronunciation-of-the-word	CGP Science Pages 7-8 <i>Comparing Materials</i> Look up unknown words and search information if you cannot test something.	Experiment What can you wrap around a cup of warm liquid to slow the rate of cooling? Ask an adult for help with hot water. Can you use a thermometer to measure the temperature as it decreases?

Maths – how to access White Rose

Step 1: search White Rose, Home Learning, Year 5. This week, it is week 5.

<https://whiterosemaths.com/homelearning/year-5/>

Step 2: select week 5 and watch the video every day to start your maths

Home Learning – Year 5

Home / Home Learning / Home Learning – Year 5

Summer Term - Week 6 (w/c 1st June)	+
Summer Term - Week 5 (w/c 18th May)	+
Summer Term - Week 4 (w/c 11th May)	+
Summer Term - Week 3 (w/c 4th May)	+
Summer Term - Week 2 (w/c 27th April)	+
Summer Term - Week 1 (w/c 20 April)	+
Week 2	+
Week 1	+

Home Learning

Easter Fun

Summer Term

Home Learning – Early Years

Home Learning – Year 1

Home Learning – Year 2

Home Learning – Year 3

Home Learning – Year 4

Home Learning – Year 5

Summer Term - Week 5 (w/c 18th May)

Lesson 1 - Add and subtract fractions

5/8 of the people in the crowd at a concert are children. 1/8 are boys. What fraction are girls?

Step 3: complete the work on the worksheet

We have now subscribed to White Rose to continue to be able to access the worksheets. The worksheets for the first three weeks (1st-19th June) are printed and in your home learning packs. We will also post the worksheets on Seesaw and Marvellous Me.

Area of rectangles

1 On the grid, the area of each square is 1 cm². Calculate the area of each rectangle.

a) area =

b) area =

c) area =

d) area =

2 Complete the sentences to describe the rectangle.

There are rows.

Each row has squares.

There are squares altogether.

× =

Step 4 (optional):

Find more explanation and support on BBC Bitesize

Visit the BBC bitesize website and search for Year 5 lessons. Scroll down to find and select the date which matches your White Rose learning for the day. This may be useful for adults working with you at home.

<https://www.bbc.co.uk/bitesize/tags/zhgppg8/year-5-and-p6-lessons/2>

18 May: Maths

Add and subtract fractions within 1

18 May - Learn how to add and subtract fractions within 1.

MATHS

Reading –how to access Wordsmith texts

Please note, this is your child's daily reading so it is important that they access it every day. Teachers will monitor your child's access and provide support with any issues you have logging in. They should also read their own independent reading book for 30 minutes each day.

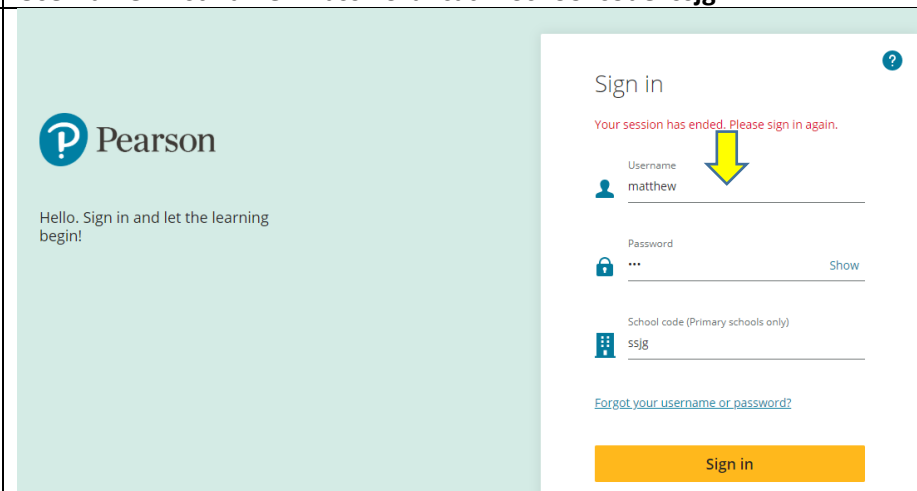
Step 1: search Active Learn and select 'log in'

<https://www.activelearnprimary.co.uk/login?c=0&l=0>

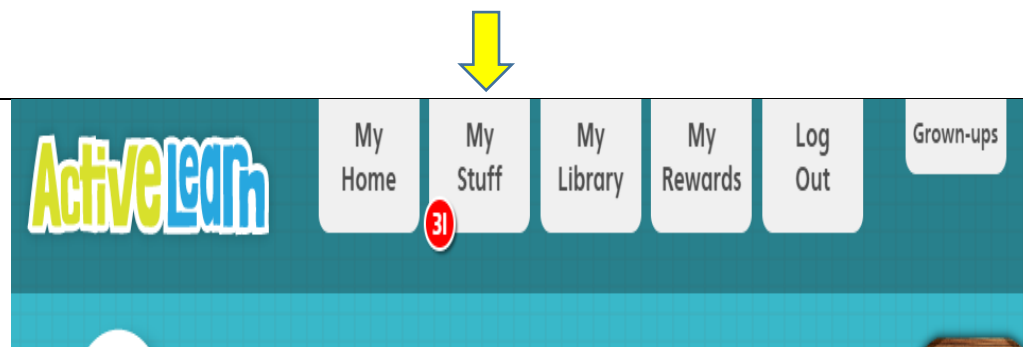


Step 2: enter your login details

Username: first name Password: cat School code: ssjg

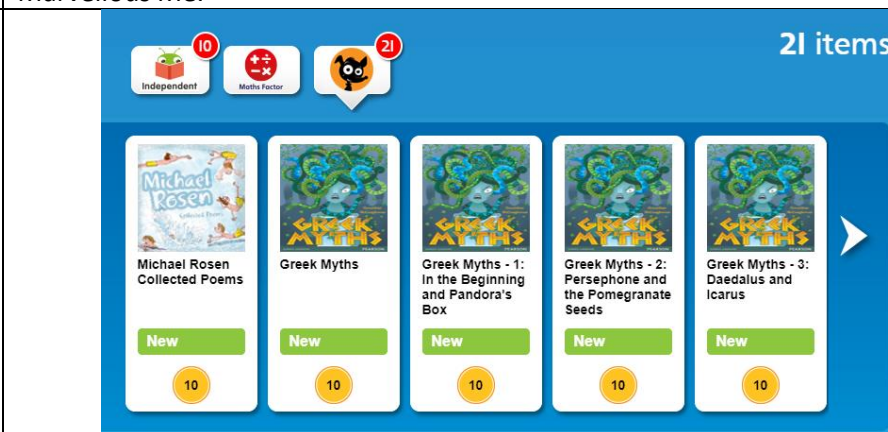


Step 3: select 'my stuff'



Step 4: select the orange 'Wordsmith' tab with the dog icon.

Then scroll to find the text for the day and click on it to open. Read the pages your teacher has allocated and answer the questions shared on Seesaw and Marvellous Me.



Writing inspiration.


You may also think this scene reminds you of Narnia. Feel free to magpie from *The Lion, the Witch and the Wardrobe* by C S Lewis.

The Winter King strolled confidently through the river of ice. This was HIS domain. Here, it was always winter.


This used to be a place of happiness: beams of sunlight would streak down through the trees, pouring warmth onto the forest floor. Birds would sing happily from their nests, fish would swim in the warm waters of the stream and beautiful flowers would burst out of the soft earth. Now, all of that had disappeared, having retreated from this new age of cold.

Wherever he went, the cold followed him. Frost flowed from his fingertips, snow formed around his feet and his cold stare turned all life into statues of solid ice.

Summer was trapped under his spell. Would the world ever experience warmth again?



CGP geography – please read the allocated pages from the colour ‘study book’ and complete the corresponding pages in the black and white ‘activity’ book. The pages will be listed on your child’s weekly home learning timetable. Your child may also wish to complete extra research on *Oddizzi* (Username: Springfield Year 5, password Springfield1).



CGP science – please complete the pages in the workout book. The pages will be listed on your child’s weekly home learning timetable. Your child may need to do some research to complete activities. They may use science books on Curriculum Visions (username Springfieldcommunity/0001 Password: jungle) or use the BBC Bitesize resources on this topic: <https://www.bbc.co.uk/bitesize/topics/zryycdm>

