

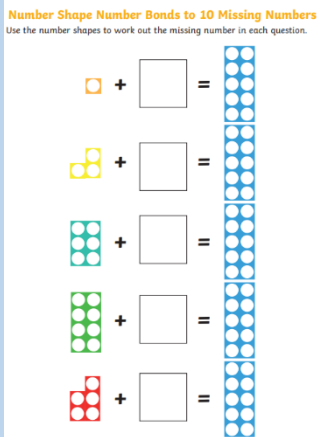


6 <sup>th</sup> - 11 <sup>th</sup> July	Morning		Afternoon Each afternoon, please select one of the optional challenges to enjoy.
Timings	Maths At least 15 minutes.	Reading and Writing (Phonics) At least 30 minutes	Other challenges
Monday	<p>Can you practise your number bonds to 10 today using a hoop and beanbags (or balled up socks)? Take 10 pairs of socks or beanbags and try to throw them one at a time into the hoop. How many went in the hoop? How many landed outside the hoop? How many altogether? Discuss this in relation to number bonds. You might have had 4 landing inside, 6 landing outside, altogether there were 10. So 4 and 6 are number bonds which make 10. Now play again. Did the 10 beanbags land differently this time? Perhaps it was 5 in and 5 out. As you play, discuss that no matter which combination of in and out you have, there are always 10.</p>	<p>Each day, please login and participate in the Read Write Inc online lessons. You will find them here:  <a href="https://www.youtube.com/channel/UCo7fbLgY2oA_cFClg9GdxtQ/playlists">https://www.youtube.com/channel/UCo7fbLgY2oA_cFClg9GdxtQ/playlists</a>            Choose the playlist corresponding to the Set of sounds you are learning. The videos change daily and are up for 24 hours. Miss Ponting's group and Miss Elezi's group have been doing Set 1 up until now. Miss Balvinder's group have been doing Set 2.</p> <p>There are now several videos produced daily by Read Write Inc (RWI).</p> <ol style="list-style-type: none"> <li>1. Set 1 or 2 Speed sounds lessons.</li> <li>2. Set 1 or 2 Word time lessons.</li> <li>3. Set 1 or 2 Spelling lessons.</li> <li>4. <b>Set 1 Red words</b> lessons.</li> <li>5. <b>Hold a Sentence 1 lessons.</b></li> </ol> <p><b>Please note that all children should be working on Set 1 for the red words and hold a sentence videos, even if they are learning Set 2 or 3 sounds.</b> If you are not sure which videos your child should be doing, please message me via Seesaw.</p> <p>The new 'Hold a sentence' lessons now mean that your child can practise writing a sentence using their phonics, on a daily basis. This will benefit them hugely to ensure they are maintaining their writing skills ready for Year 1.</p>	<p><b>Get investigating!</b></p> <p>Can you follow this BBC Bitesize lesson on the body to learn about parts on the body and our senses?  <a href="https://www.bbc.co.uk/bitesize/articles/z8xjr2p">https://www.bbc.co.uk/bitesize/articles/z8xjr2p</a></p>
Tuesday	<p>Today you will be using clothing pegs and a coat hanger to add two numbers and find the total amount. You will need 20 pegs and a coat hanger and if you have time use paper to make add an + number to your coat hanger. Shuffle your numbers cards and set them out face down like you did yesterday. Turn over two cards at a time- on one side clip on the first number of pegs, on the other clip on the second number of pegs. How many altogether?</p> 	<p>Login to Youtube and please complete your online Read Write Inc phonics lessons (link above).</p> <p><b>Extra challenge:</b>            Make your own green word cards using the green words from today's video. Can you hide them around the house and practise reading them when you find them?</p>	<p><b>Get creative!</b></p> <p>Today, can you get out into nature and make perfume? You'll need a bowl and spoon, some scissors and you'll need to look out for flowers and herbs in your local area that you are allowed to cut. As you cut them off, discuss the look and smells of the herbs and flowers, and</p> 

			add them into a bowl with some water to make a perfume!
Wednesday	<p>Can you practise your number bonds by completing this sheet.</p> 	<p>Login to Youtube and please complete your online Read Write Inc phonics lessons (link above).</p> <p><b>Extra challenge:</b> Choose a book on Bug Club to read and then draw a story map of what happened, labelling it with key words.</p>	<p><b>Get moving!</b> Can you learn how to do a handstand?</p> <p><a href="https://www.youtube.com/watch?v=9yp7IXpwfEE">https://www.youtube.com/watch?v=9yp7IXpwfEE</a></p>
Thursday	<p>Can you play this game to practise your addition facts?</p> <p><a href="https://www.arcademics.com/games/alien">https://www.arcademics.com/games/alien</a></p>	<p>Login to Youtube and please complete your online Read Write Inc phonics lessons (link above).</p> <p><b>Extra challenge:</b> Choose a picture book you know and love. Read it to your teddy bear. Try and sound out the words if you can, or otherwise use the pictures and your memory of the story to tell it how you remember.</p>	<p><b>Get talking!</b> Follow the BBC Bitesize learning on dinosaurs here <a href="https://www.bbc.co.uk/bitesize/articles/zk7vtrd">https://www.bbc.co.uk/bitesize/articles/zk7vtrd</a></p> <p>Talk about what you have learned and as a challenge, make a poster showing some of the new facts you have learned too.</p>
Friday	<p>Today, please recap your shape names by watching this video. <a href="https://www.youtube.com/watch?v=03pyY9C2Pm8">https://www.youtube.com/watch?v=03pyY9C2Pm8</a></p> <p>Can you use paper to cut out shapes with scissors. Cut out 3 or 4 different size triangles, 3 or 4 different size squares, rectangles, circles etc. How many different pictures can you make by arranging these shapes in different ways? Try a house, a boat, a train, a monster. As you make them, discuss the properties of the shapes, such as how many sides and how many corners they have.</p>	<p>Login to Youtube and please complete your online Read Write Inc phonics lessons (link above).</p> <p><b>Extra challenge:</b> Play a phonics game on <a href="http://phonicsplay.co.uk">phonicsplay.co.uk</a> or <a href="http://phonicsbloom.com">phonicsbloom.com</a>. Reception are working within Phase 2 phonics currently, so please select this phase for the games.</p>	<p><b>Get writing!</b> Today, can you write a letter to one of your friends at school telling them what you have been doing at home? Post it on Seesaw and we will read it out in class with the children.</p>