






Dear Parents and Children, here is your weekly timetable to start on **Monday 6th July**. As it is now term time, it is important that all children are back in a routine for learning at home and completing the daily work we set in line with the National Curriculum. This will help them to continue to make progress so they are confident and ready for learning when they re-join us. We will continue to be in touch to discuss your child's home learning with you and appreciate all your support. For your maths learning this week, please visit <https://whiterosemaths.com/homelearning/year-4/> and select 'week 9'. Please see the pages below for accessing **White Rose, Wordsmith, writing support and CGP for geography/science**.

6 th July – 10 th July		Morning		Afternoon	
	Maths	Reading <small>Username is first name, your password is caty4 and school code is ssjg</small>	Writing <small>Including daily spelling from Spelling Frame and handwriting attached in morning messages</small>		
Timings	At least 30 minutes	At least 30 minutes	Watch the short video at https://www.literacyshed.com/mon-ami-le-robot.html	CGP Geography/Science	Creative learning
Monday	White Rose home learning - Week 9, Lesson 1: Pounds and pence	Active Learn – Bug Club (under the orange Wordsmith tab) Read ‘Morning’ from Grace Nichols Collected poems on Wordsmith and answer the questions attached. 	Planning https://www.literacyshed.com/mon-ami-le-robot.html Who are the characters in the short film? How do we know that they are good friends? What happens when they realise there is only one battery left? How does the ocean feel/look? Is it scary? Is it magical? Is it alive and mesmerising? What happens at the end of the short film? Do you think this is a good or a bad ending? Why?+one page of handwriting attached and spelling rule 27 on Spelling Frame https://spellingframe.co.uk/spelling-rule/45/27-Word-list-years-3-and-4---ci--to-ea-	CGP Rivers Pages 24-25 Water Wars. Read pages 24 and 25 in your coloured Study Book and complete pages 24 and 25 in your Activity Book.	Instructions Imagine you are writing instructions for a bite of food as to how to get through the digestive system from the beginning to the end. <i>First, enter the mouth where you will be broken into smaller pieces by the teeth. Some teeth will crush you, some will rip you. As you are made smaller, saliva will start to be produced. Next, enter the oesophagus which will take you...</i>
Tuesday	White Rose home learning Week 9, Lesson 2: Ordering money	Active Learn – Bug Club (under the orange Wordsmith tab) Read ‘Sun is Laughing’ from Grace Nichols Collected poems on Wordsmith and answer the questions attached. 	Story mountain and vocabulary: Watch the short film once again at https://www.literacyshed.com/mon-ami-le-robot.html . Draw a story mountain to sequence what happens in the story. A story mountain is a line that looks like a mountain. On the bottom left you have your ‘introduction’, then as you go up you have the ‘build up’, at the peak of the mountain you have the ‘problem’, next as you go down you have the ‘resolution’ and finally the ‘ending’. Write a few sentences for each section to sequence the events. Next, collect some words to describe the following: the friendship between the characters (e.g. strong, caring); the journey (e.g. magical, eventful) and finally the big fish that they meet at the end. +one page of handwriting attached and spelling rule 28 on Spelling Frame https://spellingframe.co.uk/spelling-rule/46/28-Word-list-years-3-and-4---ei--to-fe-	CGP Rivers Pages 26-27 Tourism and the Colorado. Read pages 26 and 27 in your coloured Study Book and complete pages 26 and 27 in your Activity Book.	Touch typing Complete the touch typing activities on https://www.typingclub.com/
Wednesday	White Rose home learning - Week 9, Lesson 3: Estimating money	Active Learn – Bug Club (under the orange Wordsmith tab) Read ‘Cat Shots’ and ‘Cat value’ from Grace Nichols Collected poems on Wordsmith and answer the questions attached. 	Sentence level: use fronted adverbials to carefully think about how you will retell the events that take place in the short movie. <i>As the little boy approached the shelves that were usually filled with batteries, his heart sank – only one was left.</i>	CGP Science Pages 24-26 Humans and the Environment and Mixed Questions. Complete the pages in your science workbook.	Teeth mapping! Take a bite of a range of foods (don’t be wasteful, just bite what you will eat). Pick food where you might leave an imprint with your teeth (e.g. an apple, a piece of toast). Next, draw on a

			<p><i>Although it was a long, scary journey, the young boy knew what needed to happen.</i></p> <p><i>Without hesitation, they climbed up into the front seats and set off.</i></p> <p>+one page of handwriting attached and spelling rule 29 on Spelling Frame</p> <p>https://spellingframe.co.uk/spelling-rule/47/29-Word-list-years-3-and-4---fo--to-h</p>	Look up unknown words and search information if you cannot test something.	piece of paper, the imprint of your teeth. Can you label them?
Thursday	White Rose home learning – Week 9 Lesson 4: Solve problems with money	<p>Active Learn – Bug Club (under the orange Wordsmith tab)</p> <p>Read ‘Night Soup’ from James Carter Collected poems on Wordsmith and answer the questions attached.</p> 	<p>Drafting</p> <p>Draft your writing. As you write, consider the best vocabulary choices and use a range of punctuation. Write in paragraphs and make it as gripping as possible! Look at how we have started below.</p> <p>+one page of handwriting attached and spelling rule 30 on Spelling Frame https://spellingframe.co.uk/spelling-rule/48/30-Word-list-years-3-and-4---i-to-ma-</p>	<p>CGP Science ‘Teeth, Digestion and Food Chains’. This work now refers to your new science book. Please look on the last page of this document for some extra links and books on curriculum vision to read about this topic.</p> <p>Pages 1-2 Parts of the Digestive System and Digesting Food. Complete the pages in your science workbook.</p> <p>Look up unknown words and search information if you cannot test something.</p>	<p>D&T</p> <p>Use scrap pieces of material and recycling in your house to make your own digestive system! Take a picture and post it on Seesaw. If you know how to create stop motion, you can create your own one to show how food moves in your digestive system.</p>
Friday	White Rose home learning - Week 9, Lesson 5: Friday maths challenge	<p>Active Learn – Bug Club (under the orange Wordsmith tab)</p> <p>Read ‘What stars are’ and ‘The Shooting Stars’ from James Carter Collected poems on Wordsmith and answer the questions attached.</p> 	<p>Editing and Publishing</p> <p>Now you have written your first draft, check it for punctuation, spelling and sense. When you are happy and have made tweaks, publish it. You could write it in your best handwriting, type it or record yourself reading it. +one page of handwriting attached and spelling rule 31 on Spelling Frame</p> <p>https://spellingframe.co.uk/spelling-rule/49/31-Word-list-years-3-and-4---me--to-op-</p>	<p>CGP Science</p> <p>Pages 6-7 Your Teeth and Shapes of Teeth. Look up unknown words and search information if you cannot test something.</p>	<p>Research</p> <p>Can you find crazy facts about animals’ teeth? For example, did you know that slugs have over 27,000 teeth?!</p>

Maths – how to access White Rose

Step 1: search White Rose, Home Learning, Year 4. This week, it is week 8.

<https://whiterosemaths.com/homelearning/year-4/>

Summer Term - Week 9 (w/c 22nd June)	+
Summer Term - Week 8 (w/c 15th June)	+
Summer Term - Week 7 (w/c 8th June)	+
Summer Term - Week 6 (w/c 1st June)	+
Summer Term - Week 5 (w/c 18th May)	+
Summer Term - Week 4 (w/c 11th May)	+
Summer Term - Week 3 (w/c 4th May)	+
Summer Term - Week 2 (w/c 27th April)	+
Summer Term - Week 1 (w/c 20 April)	+

Step 2: select **week 8 and watch the video every day to start your maths**

Summer Term - Week 9 (w/c 22nd June)

Lesson 1 - Pounds and pence

Looking for the worksheets? Contact your child's school to check if they have a subscription to our worksheets. Alternatively, [read more here](#) or get some extra practice from [BBC Bitesize](#).

Already covered this content?

Click here to find an alternative plan.

Lesson 2 - Ordering money

Looking for the worksheets? Contact your child's school to

Step 3: complete the work on the worksheet

We have now subscribed to White Rose to continue to be able to access the worksheets. The worksheets for the next weeks (22nd June – 17th July) are printed and in your home learning packs. We will also post the worksheets on Seesaw and Marvellous Me.

Pounds and pence

1 How much money is there?

What is the same and what is different?

2

a) Complete the statements.

There is pounds.

There is pence.

There is £ and p.

There is £

b) Draw money so that there are fewer coins but the

3 Match the amounts that are equal.

Fill in the missing digits.

460p	£ <input type="text"/> and <input type="text"/> p	£4.62
420p	£4 and 62p	£4.06
<input type="text"/> p	£4 and 6p	£4.20
462p	£4 and 20p	£ <input type="text"/> .
426p	£4 and 26p	£4.60

4 Match the person to the correct amount.

Ron: I have a note and some coins.

I have more than Ron.

Step 4 (optional):

Find more explanation and support on BBC Bitesize

Visit the BBC bitesize website and search for Year 4 lessons. Select The date which matches your White Rose learning for the day. This may be useful for adults working with you at home.

<https://www.bbc.co.uk/bitesize/tags/z63tt39/year-4-and-p5-lessons/2>

22 June: Maths

Making amounts of money

Reading –how to access Wordsmith texts

Please note, this is your child's daily reading so it is important that they access it every day. Teachers will monitor your child's access and provide support with any issues you have logging in. They should also read their own independent reading book for 30 minutes each day.

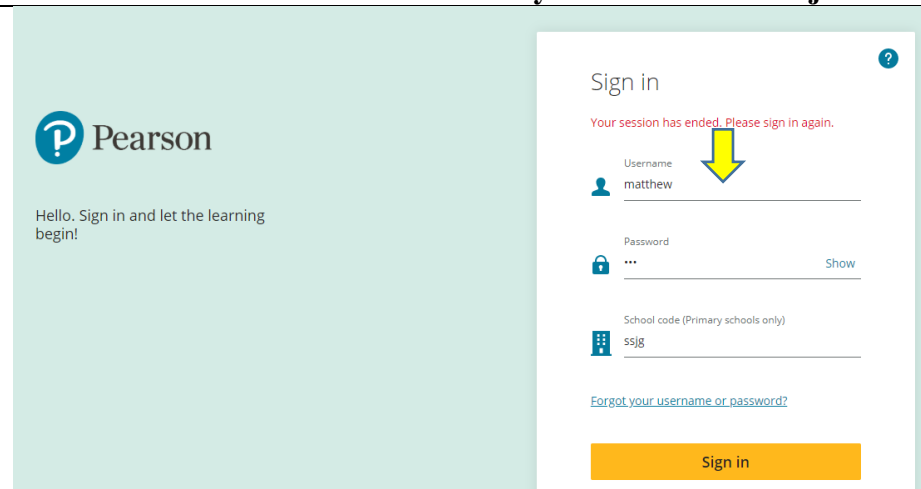
Step 1: search Active Learn and select 'log in'

<https://www.activelearnprimary.co.uk/login?c=0&l=0>

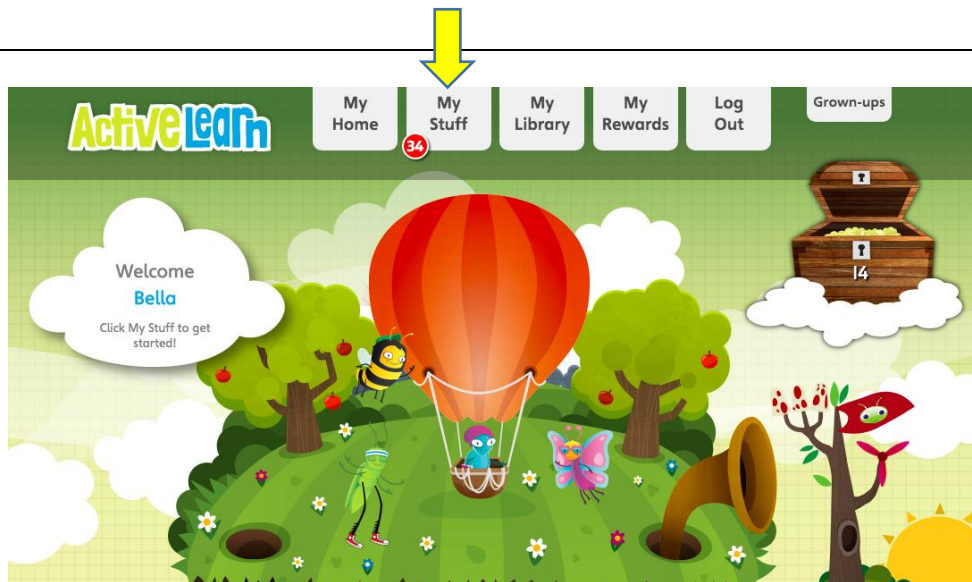


Step 2: enter your login details

Username: first name Password: caty4 School code: ssjf

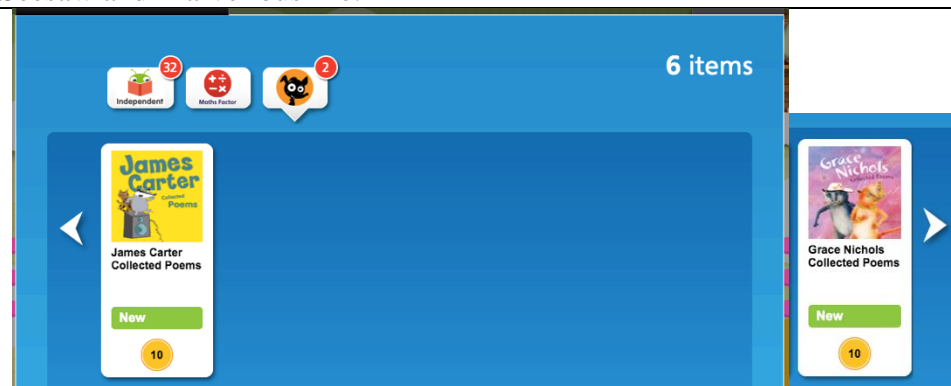


Step 3: select 'my stuff'



Step 4: select the orange 'Wordsmith' tab with the dog icon.

Then scroll to find the text for the day and click on it to open. Read the pages your teacher has allocated and answer the questions shared on Seesaw and Marvellous Me.



Writing inspiration



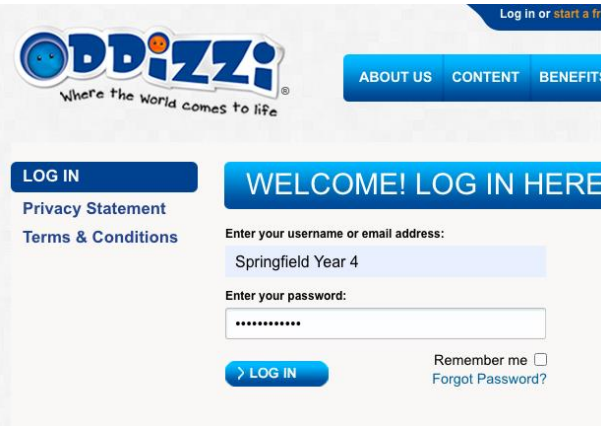
Watch the short film at <https://www.literacyshed.com/mon-ami-le-robot.html> and then retell the events, using some well-chosen vocabulary to bring your writing to life, just like a short film. Here is an example of a story starter:

Toy aeroplanes flying in the air, toy cars speeding on the floor, the young boy and his robot friend were playing in his bedroom, 50 metres deep down into the ocean. Suddenly, the robot closed his eyes and collapsed to the floor. *Nothing to worry about*, thought the young boy, *I'll get this over and done with in not time ever*. Springing to his feet, he made his way to the big energy source cupboard, which held thousands of batteries, ready to power the robot up once again. To his dismay, one lonely battery sat on the top right hand corner, all the other shelves completely empty.

THE LITERACY SHED

[HOME](#)[THE LITERACY SHED BLOG](#)[CPD](#)[BOOK SHOP](#)[ABOUT](#)[BOOK OF THE WEEK](#)[MORE...](#)

CGP geography – please read the allocated pages from the colour ‘study book’ and complete the corresponding pages in the black and white ‘activity’ book. The pages will be listed on your child’s weekly home learning timetable. Your child may also wish to complete extra research on *Oddizzi* (Username: Springfield Year 4, password Springfield1).

CGP science – please complete the pages in the workout book. The pages will be listed on your child’s weekly home learning timetable. Your child may need to do some research to complete activities. They may use science books on Curriculum Visions (username Springfieldcommunity/0001 Password: jungle) or use the BBC Bitesize resources on this topic: <https://www.bbc.co.uk/bitesize/articles/z3nhjsg>

