





13 th -17 th July		Morning		Afternoon	
	Maths	Reading <i>Username is first name, your password is cat and school code is ssjg</i>	Writing <i>Including daily spelling from Spelling Frame and CGP handwriting</i>		
Timings	At least 30 minutes	At least 30 minutes	See below for link to video and guided questions.	CGP Geography/Science	Creative learning
Monday	White Rose home learning - Week 11, Lesson 1: Regular and irregular polygons https://whiterosemaths.com/homelearning/year-5/	Active Learn – Bug Club (under the orange Wordsmith tab)  Open the text and read screens 1, 2 and 3. Complete questions for Monday shared on Seesaw and attached on Marvellous Me.	Planning This week we want you to write a letter to the current Yr4 class who are going to be in Yr5 very soon. Think about your experience in Yr5 – think of three challenges you had and how you overcame them. What advice do you want to give? +one page of handwriting and spellings – ph to res https://spellingframe.co.uk/spelling-rule/68/59-Word-list-years-5-and-6---ph--to-res-	CGP Volcanoes and Earthquakes Read pages 32-33 in your coloured Study Book and complete pages 32-33 in your Activity Book.	Maths challenge Find the timetables grid that has been added below. We have been timing ourselves in class to see how fast we can do it. Then we try to beat our own score! How fast can you complete it??
Tuesday	White Rose home learning Week 11, Lesson 2: Reasoning about 3D shapes https://whiterosemaths.com/homelearning/year-5/	Active Learn – Bug Club (under the orange Wordsmith tab)  Open Save Pompeii and read screens 4, 5 and 6. Complete questions shared on Seesaw and attached on Marvellous Me.	Emotion map Create an emotion map detailing how you felt throughout the year. Maybe in September you were feeling nervous about this new year but in March you were feeling confident. Add in any memorable experiences you had – maybe it was that time you finally cracked how to do something you had been struggling with! +one page of handwriting – review spellings from yesterday –ph to res– ask someone at home to test you!	CGP Volcanoes and Earthquakes Read pages 34-35 in your coloured Study Book and complete pages 34-35 in your Activity Book.	Well-being and singing Practise some of our favourite class songs: https://www.youtube.com/watch?v=5CAL3OC-Qfk https://www.youtube.com/watch?v=ibqyu7bQ4-w https://www.youtube.com/watch?v=iUjDcqdVCrk Follow these links and sing your hearts out!
Wednesday	White Rose home learning - Week 11 Lesson 3: Reflection https://whiterosemaths.com/homelearning/year-5/	Active Learn – Bug Club (under the orange Wordsmith tab)  Open Museum of Fun and read chapter 7 and 8. Complete questions shared on Seesaw and attached on Marvellous Me.	Drafting Draft your writing – Start it off with Dear Yr4, and make sure you show off your Yr5 skills! Show Yr4 what you can do! +one page of handwriting and spelling rule – rh to suf https://spellingframe.co.uk/spelling-rule/69/60-Word-list-years-5-and-6---rh--to-suf-	Geography Create a end of unit	Reading Fluency You should be reading your own book for at least 30minutes every day! Today test your fluency – set a stopwatch for 1minute (you can find one on a mobile phone or on the internet) and see how many words you are reading. The more you read the better you will get!
Thursday	White Rose home learning – Week 11 Lesson 4 Translation https://whiterosemaths.com/homelearning/year-5/	 Active Learn – Bug Club (under the orange Wordsmith tab) Open Michael Rosen Collected poems and read pages 6, 7 and 8 – Rodge said and Top Board	Drafting Re-read what you have written yesterday and edit anything you think needs improving. Continue your story and finish it off today, ready for publishing tomorrow! +one page of handwriting and revise spelling rule from yesterday – rh to suf - get someone at home to test you – How many can you get right?	CGP Science Read pages 32-33 in your coloured Study Book and complete pages 30-31 in your Activity Book.	Arts and crafts Have you ever heard of origami? Research this special paper art and see what you can find out about it. Then have a look at this video on YouTube and try it for yourself: https://www.youtube.com/watch?v=sLXB7EOISM ! All you need is a square piece of paper and your hands! Enjoy!
Friday	White Rose home learning - Week 11 Lesson 5: Friday challenge	Active Learn – Bug Club (under the orange Wordsmith tab) Open Michael Rosen Collected poems and read the poems on pages 10, 11 and 12 – Harrybo and All about Michael Rosen. Complete questions shared on Seesaw and attached on Marvellous Me.	Editing and Publishing Now you have written your first draft, check it for punctuation, spelling and sense. When you are happy and have made tweaks, publish it – this can be on paper in your best handwriting or typed on a computer. Post this on Seesaw if you can and we can share it with the Yr4s! +one page of handwriting and spelling test – ask someone at home to mix up all your spellings from this week and give you a quiz!	Science .	Get outdoors! You have worked so hard this year and you should be extremely proud of yourself. So reward yourself with some healthy, happy time playing outside! Play a game, take a walk or ask an adult to take you to the park!

Week beginning 13th July 2020

One the week beginning 13th July, you will need to complete the learning from Week 11 <https://whiterosemaths.com/homelearning/year-5/>

Week 11

Lesson 1 - Regular and irregular polygons

Lesson 2 - Reasoning about 3D shapes

Lesson 3 - Reflection

Lesson 4 - Translation

Extra challenges can be found every day at: <http://www.iseemaths.com/lessons56/>

Reading –how to access Wordsmith texts

Please note, this is your child's daily reading so it is important that they access it every day. Teachers will monitor your child's access and provide support with any issues you have logging in. They should also read their own independent reading book for 30 minutes each day.

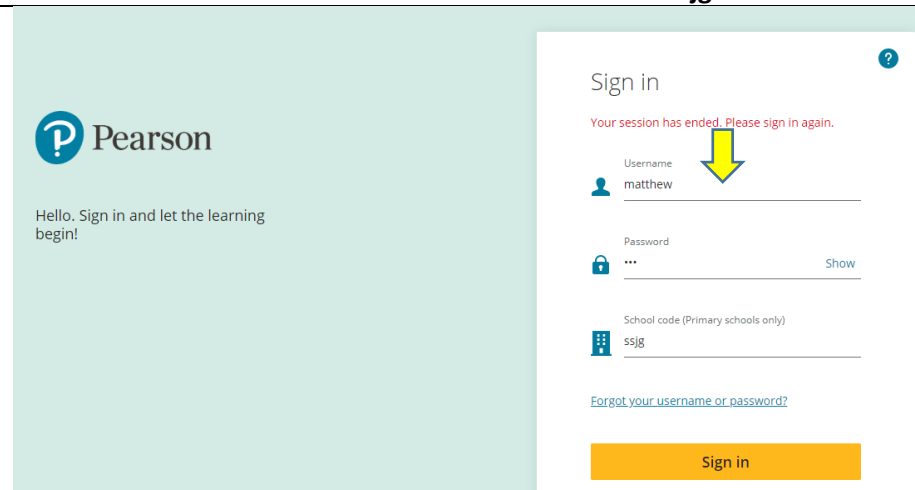
Step 1: search Active Learn and select 'log in'

<https://www.activelearnprimary.co.uk/login?c=0&l=0>

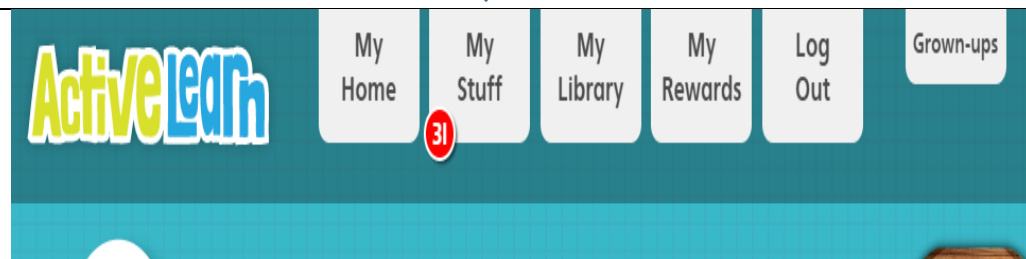


Step 2: enter your login details

Username: first name Password: cat School code: ssjg

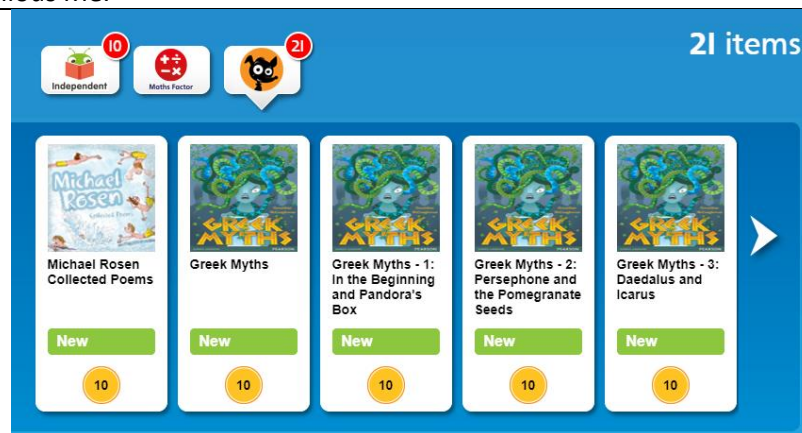


Step 3: select 'my stuff'




Step 4: select the orange 'Wordsmith' tab with the dog icon.

Then scroll to find the text for the day and click on it to open. Read the pages your teacher has allocated and answer the questions shared on Seesaw and Marvellous Me.



CGP geography – please read the allocated pages from the colour ‘study book’ and complete the corresponding pages in the black and white ‘activity’ book. The pages will be listed on your child’s weekly home learning timetable. Your child may also wish to complete extra research on *Oddizzi* (Username: Springfield Year 5, password Springfield1).



CGP science – please complete the pages in the workout book. The pages will be listed on your child’s weekly home learning timetable. Your child may need to do some research to complete activities. They may use science books on Curriculum Visions (username Springfieldcommunity/0001 Password: jungle) or use the BBC Bitesize resources on this topic: <https://www.bbc.co.uk/bitesize/topics/zryycdm>

