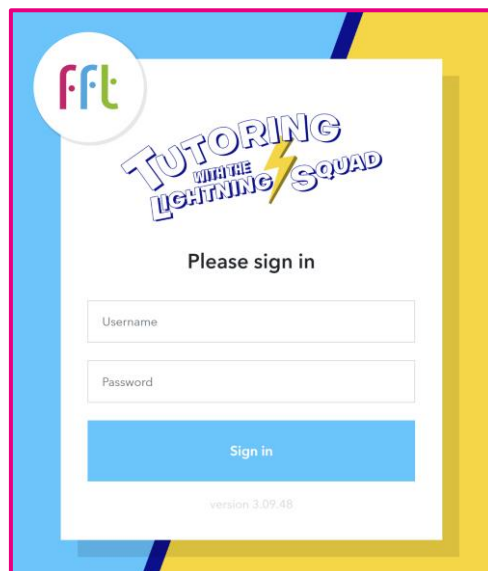


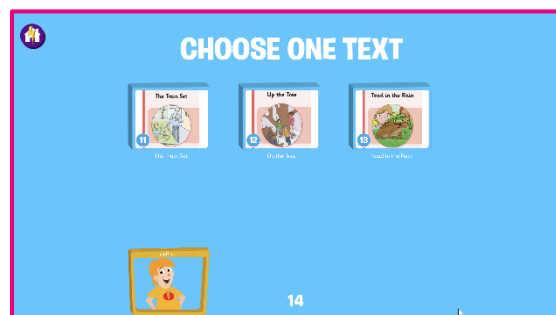
FFT Tutoring with the Lightning Squad - Home Access guidance


Children that are receiving reading tutoring through FFT Tutoring with the Lightning Squad (TWL) have the option to access the platform at home. Home access is a great opportunity for children to continue to practice and improve their reading skills at home and will be a great addition to support the progress they are making in school. It allows children to practice any or all of the six reading activities and access these for three earlier stories to the one they are currently working on in school with their tutor. For example, if a child is working on story 15 in the TWL platform in school they will be able to access stories and activities from 12, 13 and 14 at home.

To access TWL Home Access you will need to be connected to the internet and go to the following web address <https://tutoring.fft.org.uk/app/student> We recommend using Chrome on your home device or if using an iPad the native browser Safari. To log into the platform children will need a username and password that should have been sent home with them from school in a separate letter. Please enter the username and password into the box on the screen:



Once logged in you will land on the home screen (shown below) and assigned to the story below the one the child is working on in school with their tutor.





The child can work on activities from three earlier stories. The story can be changed by clicking on 'Change Story' in the bottom right-hand corner and selecting a different story number.

Once the child is happy with the story selection, they are able to work their way through the six activities and working on their reading skills. They will be familiar with the activities from working on them in school, a summary of the activity names and their focus can be found below.

Power Reader focuses on improving reading fluency. There is an opportunity for the child to practice reading the story before reading for a fluency score based on words correct per minute (WCPM). During the timed read you are able to click on any words the child reads incorrectly and at the end of you can click on the last word they were able to reach.

Letter Launch (Stories 1-54 only) focusses on phonics and improving phonemic awareness. The child will receive a number of phonemes that are a focus for the story they are on. The child will need to sound out the phoneme on screen. They can request a visual and audio clue or if they know the answer you can click on 'Check' to hear the answer and mark it as right or they can try again.

Word Blender (Stories 1-54 only) focusses on learning and reading new words. The words will be related to the story they are working on and will have focussed on the sounds in the letter launch activity. Word Blender works in the same way as letter launch but is focussed on whole words. The child can ask for a visual or audio clue or if they know the answer can mark 'Check' to hear the correct word and it can be marked right or they can try again.

Super Speller focusses on improving the spelling of new words. These will be the words they have sometimes been reading in earlier activities and stories. Children can use the keyboard or the letter tiles available in the earlier stories.

Word Quest focusses on learning new vocabulary and the definitions and meaning of words. Children will work on a cloze activity to ensure they understand the meaning of the word and can apply it to context. Visual and audio clues are available to help support the children.

Story Quest is the last activity and is an opportunity for the child to demonstrate what they have learnt by reading the story they have been working and answering comprehension questions on the story to prove they have understood what they have read.